

Lakeway Area Metropolitan Transportation Planning Organization (LAMTPO)
Morristown, TN – Jefferson City, TN – White Pine, TN – Hamblen County, TN – Jefferson County, TN

October 3, 2023

Brian Hurst
Tennessee Dept of Transportation
James K. Polk Bldg, Suite 600
505 Deaderick St
Nashville, Tennessee 37243-0341

RE: FFY2023-2026 TIP modification TIP ID LAM 2032010

Dear Brian Hurst:


Enclosed are copies of the FFY 2023-2026 TIP modification pages for project ID 2032010 SR34. This modification is described below:

	Phase	Funding	Programmed Funds	Federal Funds	State Funds	Local Funds
Existing	CONST	NHPP	\$45,500,000.00	\$36,400,000.00	\$9,100,000.00	\$0.00
Revised	CONST	NHPP	\$55,500,000.00	\$44,400,000.00	\$11,100,000.00	\$0.00

This change does not affect the air quality conformity determination, and the TIP is financially constrained. The financial tables are updated accordingly.

If there are any questions or concerns that you may have, please feel free to contact me at 423-581-6277. Thank you for your time and cooperation.

Sincerely,



Rich DesGroseilliers, GISP
MTPO Coordinator
100 W. 1st North St
Morristown, TN 37814
423-581-6277
423-585-4679
richd@mymorristown.com



**eSTIP Fiscal Constraints Report for STIP Period 2023
LAMTPO MPO**

Fund Code	Fiscal Year	Budget Total	Programmed Funds	Federal Funding	State Funding	Local Funding	Federal Carryover	Remaining Balance
5307	2023	\$1,789,090	\$1,789,090	\$939,545	\$339,000	\$510,545	\$0	\$0
5307	2024	\$1,842,763	\$1,842,763	\$967,732	\$381,547	\$493,484	\$0	\$0
5307	2025	\$1,898,047	\$1,898,046	\$996,764	\$392,994	\$508,289	\$0	\$1
5307	2026	\$1,954,987	\$1,954,987	\$1,026,666	\$404,784	\$523,537	\$0	\$0
5310(U)	2023	\$232,898	\$232,898	\$186,318	\$0	\$46,580	\$0	\$0
5310(U)	2024	\$239,885	\$239,885	\$191,908	\$0	\$47,977	\$0	\$0
5310(U)	2025	\$247,081	\$247,081	\$197,665	\$0	\$49,416	\$0	\$0
5310(U)	2026	\$254,494	\$254,494	\$203,595	\$0	\$50,899	\$0	\$0
5339	2023	\$345,100	\$345,100	\$239,315	\$0	\$105,785	\$0	\$0
5339	2024	\$100,000	\$100,000	\$80,000	\$0	\$20,000	\$0	\$0
5339	2025	\$100,000	\$100,000	\$80,000	\$0	\$20,000	\$0	\$0
5339	2026	\$100,000	\$100,000	\$80,000	\$0	\$20,000	\$0	\$0
ACRAISE	2023	\$2,343,033	\$2,343,033	\$0	\$2,343,033	\$0	\$0	\$0
CRP	2023	\$408,316	\$408,316	\$326,653	\$0	\$81,663	\$0	\$0
CRP	2024	\$210,303	\$210,303	\$168,242	\$0	\$42,061	\$0	\$0
CRP	2025	\$214,509	\$214,509	\$171,607	\$0	\$42,902	\$0	\$0
CRP	2026	\$218,799	\$218,799	\$175,039	\$0	\$43,760	\$0	\$0
CRRSAA	2023	\$0	\$0	\$0	\$0	\$0	\$0	\$0
HSIP	2023	\$160,000	\$160,000	\$144,000	\$16,000	\$0	\$0	\$0
HSIP	2024	\$20,000	\$20,000	\$18,000	\$2,000	\$0	\$0	\$0
HSIP	2025	\$10,000	\$10,000	\$9,000	\$1,000	\$0	\$0	\$0
HSIP	2026	\$10,000	\$10,000	\$9,000	\$1,000	\$0	\$0	\$0
HSIP-R	2023	\$35,000	\$35,000	\$31,500	\$3,500	\$0	\$0	\$0
HSIP-R	2024	\$35,000	\$35,000	\$31,500	\$3,500	\$0	\$0	\$0
HSIP-R	2025	\$20,000	\$20,000	\$18,000	\$2,000	\$0	\$0	\$0
HSIP-R	2026	\$10,000	\$10,000	\$9,000	\$1,000	\$0	\$0	\$0
NHPP	2023	\$10,793,600	\$10,793,600	\$8,634,880	\$2,158,720	\$0	\$0	\$0
NHPP	2024	\$64,043,600	\$62,043,600	\$51,634,880	\$12,408,720	\$0	\$0	\$2,000,000
NHPP	2025	\$6,803,000	\$4,803,000	\$5,842,400	\$960,600	\$0	\$2,000,000	\$2,000,000
NHPP	2026	\$5,712,400	\$3,712,400	\$4,969,920	\$742,480	\$0	\$2,000,000	\$2,000,000
RAISE	2023	\$21,087,292	\$21,087,292	\$21,087,292	\$0	\$0	\$0	\$0
STBG-L	2023	\$5,546,590	\$2,577,990	\$4,437,272	\$0	\$1,109,318	\$0	\$2,968,600
STBG-L	2024	\$6,243,480	\$2,761,600	\$5,469,760	\$0	\$773,720	\$2,374,880	\$3,481,880
STBG-L	2025	\$5,267,480	\$1,757,000	\$4,866,080	\$0	\$401,400	\$3,260,480	\$3,510,480
STBG-L	2026	\$4,610,480	\$1,150,000	\$4,380,480	\$0	\$230,000	\$3,460,480	\$3,460,480
STBG-S	2023	\$1,680,560	\$1,680,560	\$1,344,448	\$336,112	\$0	\$0	\$0
STBG-S	2024	\$1,470,490	\$1,470,490	\$1,176,392	\$294,098	\$0	\$0	\$0
STBG-S	2025	\$840,280	\$840,280	\$672,224	\$168,056	\$0	\$0	\$0
STBG-S	2026	\$210,070	\$210,070	\$168,056	\$42,014	\$0	\$0	\$0
UROP	2023	\$339,000	\$0	\$0	\$339,000	\$0	\$0	\$339,000
UROP	2024	\$381,547	\$0	\$0	\$381,547	\$0	\$0	\$381,547
UROP	2025	\$392,994	\$0	\$0	\$392,994	\$0	\$0	\$392,994
UROP	2026	\$404,784	\$0	\$0	\$404,784	\$0	\$0	\$404,784



eSTIP Fiscal Constraints Report for STIP Period 2023
LAMTPO MPO

Fund Code	Fiscal Year	Budget Total	Programmed Funds	Federal Funding	State Funding	Local Funding	Federal Carryover	Remaining Balance
5307	2023	\$1,789,090	\$1,789,090	\$939,545	\$339,000	\$510,545	\$0	\$0
5307	2024	\$1,842,763	\$1,842,763	\$967,732	\$381,547	\$493,484	\$0	\$0
5307	2025	\$1,898,047	\$1,898,046	\$996,764	\$392,994	\$508,289	\$0	\$1
5307	2026	\$1,954,987	\$1,954,987	\$1,026,666	\$404,784	\$523,537	\$0	\$0
5310(U)	2023	\$232,898	\$232,898	\$186,318	\$0	\$46,580	\$0	\$0
5310(U)	2024	\$239,885	\$239,885	\$191,908	\$0	\$47,977	\$0	\$0
5310(U)	2025	\$247,081	\$247,081	\$197,665	\$0	\$49,416	\$0	\$0
5310(U)	2026	\$254,494	\$254,494	\$203,595	\$0	\$50,899	\$0	\$0
5339	2023	\$345,100	\$345,100	\$239,315	\$0	\$105,785	\$0	\$0
5339	2024	\$100,000	\$100,000	\$80,000	\$0	\$20,000	\$0	\$0
5339	2025	\$100,000	\$100,000	\$80,000	\$0	\$20,000	\$0	\$0
5339	2026	\$100,000	\$100,000	\$80,000	\$0	\$20,000	\$0	\$0
ACRAISE	2023	\$2,343,033	\$2,343,033	\$0	\$2,343,033	\$0	\$0	\$0
CRP	2023	\$408,316	\$408,316	\$326,653	\$0	\$81,663	\$0	\$0
CRP	2024	\$210,303	\$210,303	\$168,242	\$0	\$42,061	\$0	\$0
CRP	2025	\$214,509	\$214,509	\$171,607	\$0	\$42,902	\$0	\$0
CRP	2026	\$218,799	\$218,799	\$175,039	\$0	\$43,760	\$0	\$0
CRRSAA	2023	\$0	\$0	\$0	\$0	\$0	\$0	\$0
HSIP	2023	\$160,000	\$160,000	\$144,000	\$16,000	\$0	\$0	\$0
HSIP	2024	\$20,000	\$20,000	\$18,000	\$2,000	\$0	\$0	\$0
HSIP	2025	\$10,000	\$10,000	\$9,000	\$1,000	\$0	\$0	\$0
HSIP	2026	\$10,000	\$10,000	\$9,000	\$1,000	\$0	\$0	\$0
HSIP-R	2023	\$35,000	\$35,000	\$31,500	\$3,500	\$0	\$0	\$0
HSIP-R	2024	\$35,000	\$35,000	\$31,500	\$3,500	\$0	\$0	\$0
HSIP-R	2025	\$20,000	\$20,000	\$18,000	\$2,000	\$0	\$0	\$0
HSIP-R	2026	\$10,000	\$10,000	\$9,000	\$1,000	\$0	\$0	\$0
NHPP	2023	\$10,793,600	\$10,793,600	\$8,634,880	\$2,158,720	\$0	\$0	\$0
NHPP	2024	\$52,043,600	\$52,043,600	\$41,634,880	\$10,408,720	\$0	\$0	\$0
NHPP	2025	\$4,803,000	\$4,803,000	\$3,842,400	\$960,600	\$0	\$0	\$0
NHPP	2026	\$3,712,400	\$3,712,400	\$2,969,920	\$742,480	\$0	\$0	\$0
RAISE	2023	\$21,087,292	\$21,087,292	\$21,087,292	\$0	\$0	\$0	\$0
STBG-L	2023	\$5,546,590	\$2,577,990	\$4,437,272	\$0	\$1,109,318	\$0	\$2,968,600
STBG-L	2024	\$6,243,480	\$2,761,600	\$5,469,760	\$0	\$773,720	\$2,374,880	\$3,481,880
STBG-L	2025	\$5,267,480	\$1,757,000	\$4,866,080	\$0	\$401,400	\$3,260,480	\$3,510,480
STBG-L	2026	\$4,610,480	\$1,150,000	\$4,380,480	\$0	\$230,000	\$3,460,480	\$3,460,480
STBG-S	2023	\$1,680,560	\$1,680,560	\$1,344,448	\$336,112	\$0	\$0	\$0
STBG-S	2024	\$1,470,490	\$1,470,490	\$1,176,392	\$294,098	\$0	\$0	\$0
STBG-S	2025	\$840,280	\$840,280	\$672,224	\$168,056	\$0	\$0	\$0
STBG-S	2026	\$210,070	\$210,070	\$168,056	\$42,014	\$0	\$0	\$0
UROP	2023	\$339,000	\$0	\$0	\$339,000	\$0	\$0	\$339,000
UROP	2024	\$381,547	\$0	\$0	\$381,547	\$0	\$0	\$381,547
UROP	2025	\$392,994	\$0	\$0	\$392,994	\$0	\$0	\$392,994
UROP	2026	\$404,784	\$0	\$0	\$404,784	\$0	\$0	\$404,784

NEW

TIP Project Report 10/3/2023

TIP ID	PIN #	Length in Miles	Lead Agency
LAM 2032010	101419.03	3.8	TDOT

State	County
TN	Hamblen

State Route	Total Project Cost
SR-34	\$68,500,000

Project Name
E Andrew Johnson Hwy from Near US 25E (SR32) in Morristown to Near E Morris Blvd (IA)

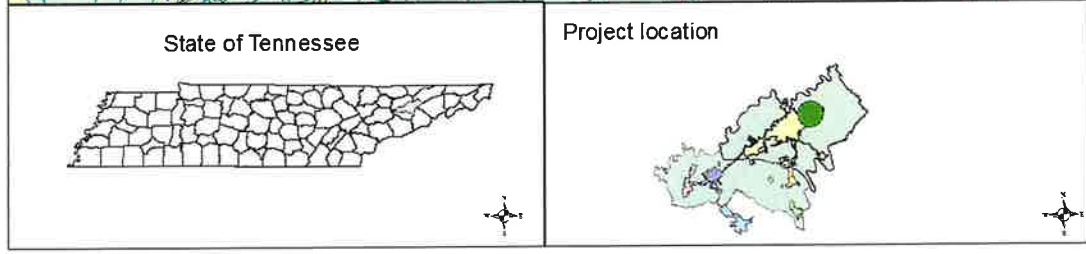
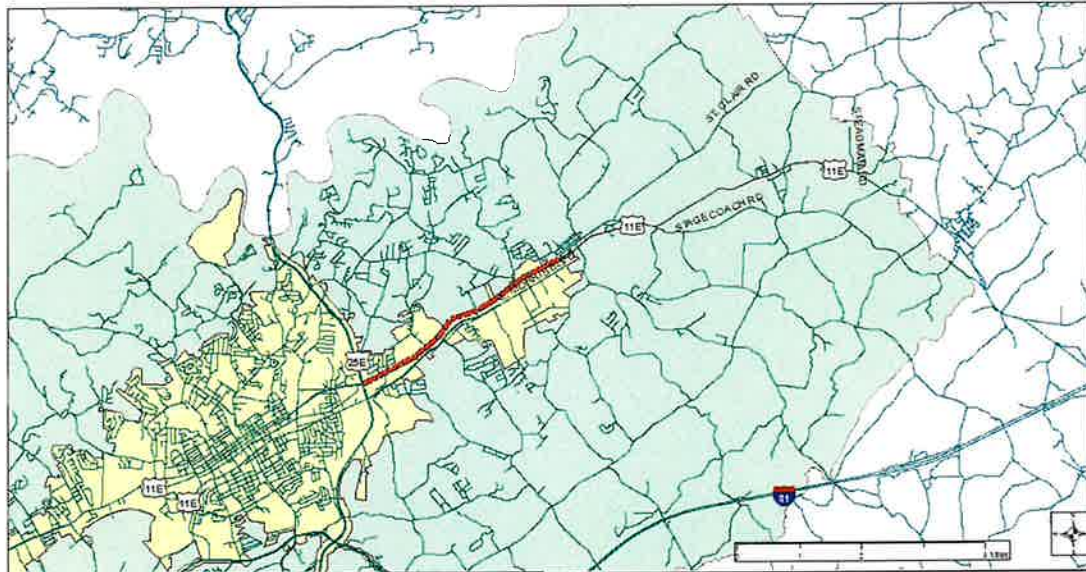
Termini
From SR-32 in Morristown to Near East Morris Boulevard (IA)

Project Description
Widen from 2-lanes to 5-lanes

Long Range Plan #	Conformity Status
8000-01	Not Applicable

FY	Phase	Funding	Programmed Funds	Fed Funds	State Fund	Local Funds
2024	CONST	NHPP	\$55,500,000	\$44,400,000	\$11,100,000	\$0
Total			\$55,500,000	\$44,400,000	\$11,100,000	\$0

SR34 Project



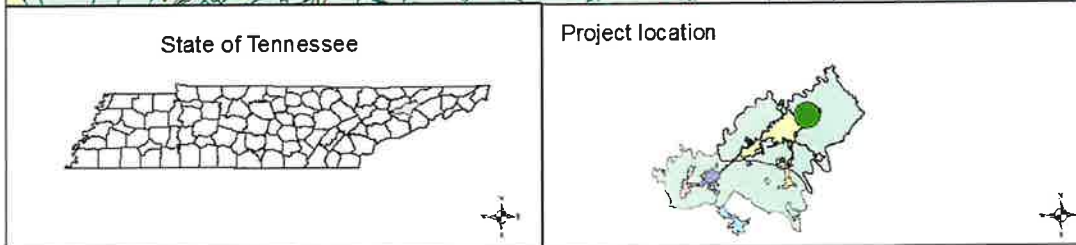
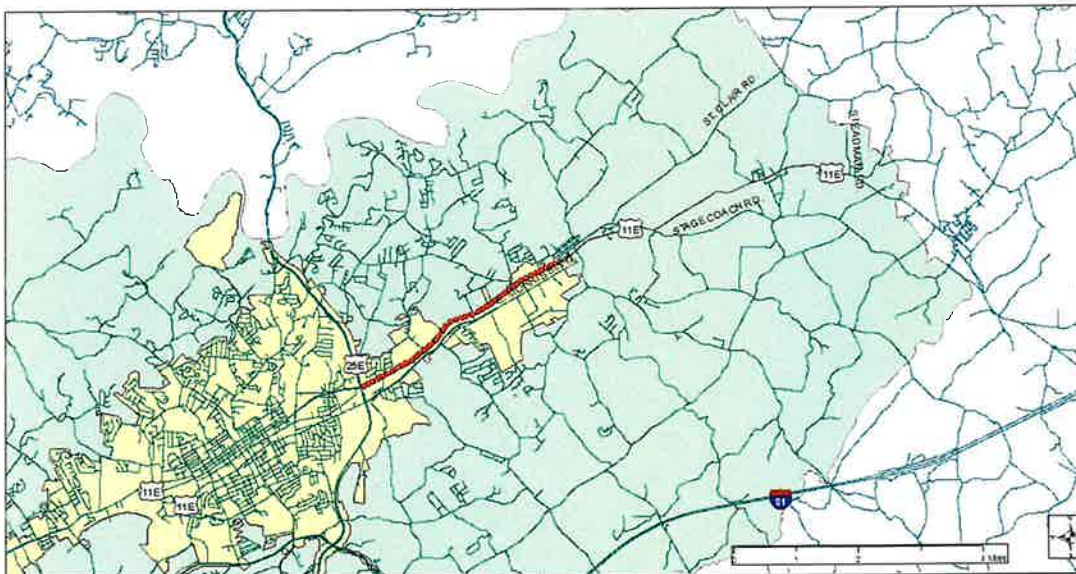
OLD

TIP Project Report 10/3/2023

TIP ID	PIN #	Length in Miles	Lead Agency
LAM 2032010	101419.03	3.8	TDOT
State	County		
TN	Hamblen		
State Route	Total Project Cost		
SR-34	\$68,500,000		
Project Name			
E Andrew Johnson Hwy from Near US 25E (SR32) in Morristown to Near E Morris Blvd (IA)			
Termini			
From SR-32 in Morristown to Near East Morris Boulevard (IA)			
Project Description			
Widen from 2-lanes to 5-lanes			
Long Range Plan #		Conformity Status	
8000-01		Not Applicable	

FY	Phase	Funding	Programmed Funds	Fed Funds	State Fund	Local Funds
2024	CONST	NHPP	\$45,500,000	\$36,400,000	\$9,100,000	\$0
Total			\$45,500,000	\$36,400,000	\$9,100,000	\$0

SR34 Project



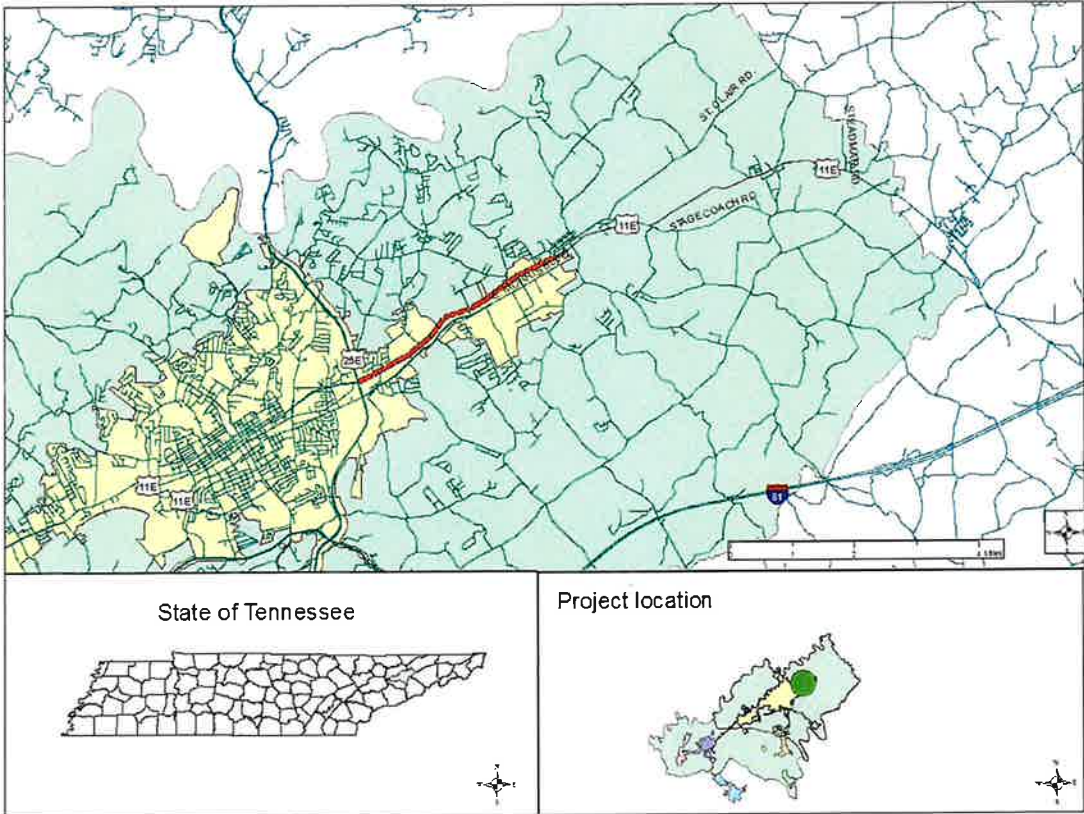
TIP Project Report

10/2/2023

TIP ID	PIN #	Length in Miles	Lead Agency
LAM 2032010	101419.03	3.8	TDOT
State	County		
TN	Hamblen		
State Route	Total Project Cost		
SR-34	\$68,500,000		
Project Name			
E Andrew Johnson Hwy from Near US 25E (SR32) in Morristown to Near E Morris Blvd (IA)			
Termini			
From SR-32 in Morristown to Near East Morris Boulevard (IA)			
Project Description			
Widen from 2-lanes to 5-lanes			
Long Range Plan #		Conformity Status	
8000-01		Not Applicable	

FY	Phase	Funding	Programmed Funds	Fed Funds	State Fund	Local Funds
2024	CONST	NHPP	\$45,500,000	\$36,400,000	\$9,100,000	\$0
Total			\$45,500,000	\$36,400,000	\$9,100,000	\$0

SR34 Project



TIP Project Report
10/2/2023

Revised Page

TIP ID	PIN #	Length in Miles	Lead Agency
LAM 2032010	101419.03	3.8	TDOT
State	County		
TN	Hamblen		
State Route	Total Project Cost		
SR-34	\$78,500,000		
Project Name			
E Andrew Johnson Hwy from Near US 25E (SR32) in Morristown to Near E Morris Blvd (IA)			
Termini			
From SR-32 in Morristown to Near East Morris Boulevard (IA)			
Project Description			
Widen from 2-lanes to 5-lanes			
Long Range Plan #		Conformity Status	
8000-01		Not Applicable	

FY	Phase	Funding	Programmed Funds	Fed Funds	State Fund	Local Funds
2024	CONST	NHPP	\$55,500,000	\$44,400,000	\$11,100,000	\$0
Total			\$55,500,000	\$44,400,000	\$11,100,000	\$0

SR34 Project

