

**Lakeway Area Metropolitan Transportation Planning Organization (LAMTPO)**  
Morristown, TN – Jefferson City, TN – White Pine, TN – Hamblen County, TN – Jefferson County, TN

February 25, 2020

Taylor Lee  
Tennessee Dept of Transportation  
600 James K. Polk Bldg  
Nashville, Tennessee 37243

RE: FFY2020-2023 TIP modification 2032060

Dear Taylor Lee:


Enclosed are copies of the FFY 2020-2023 TIP modification pages for Morristown, TN project ID 2032060. This is a modification, which does not need the LAMTPO Executive Board approval. This TDOT proposed changes are to increase funding amounts for the project for FFY2020. The amount of change for the project is shown in the table below:

Project ID	Old Figures					New Figures		
	Fund Type	Year	Total	Federal	State	Total	Federal	State
2032060	NHPP	2020	\$175,000.00	\$140,000.00	\$35,000.00	\$2,700,000.00	\$2,160,000.00	\$540,000.00

This change does not affect the air quality conformity determination, and the TIP is financially constrained. The financial tables are updated accordingly.

If there are any questions or concerns that you may have, please feel free to contact me at 423-581-6277. Thank you for your time and cooperation.

Sincerely,



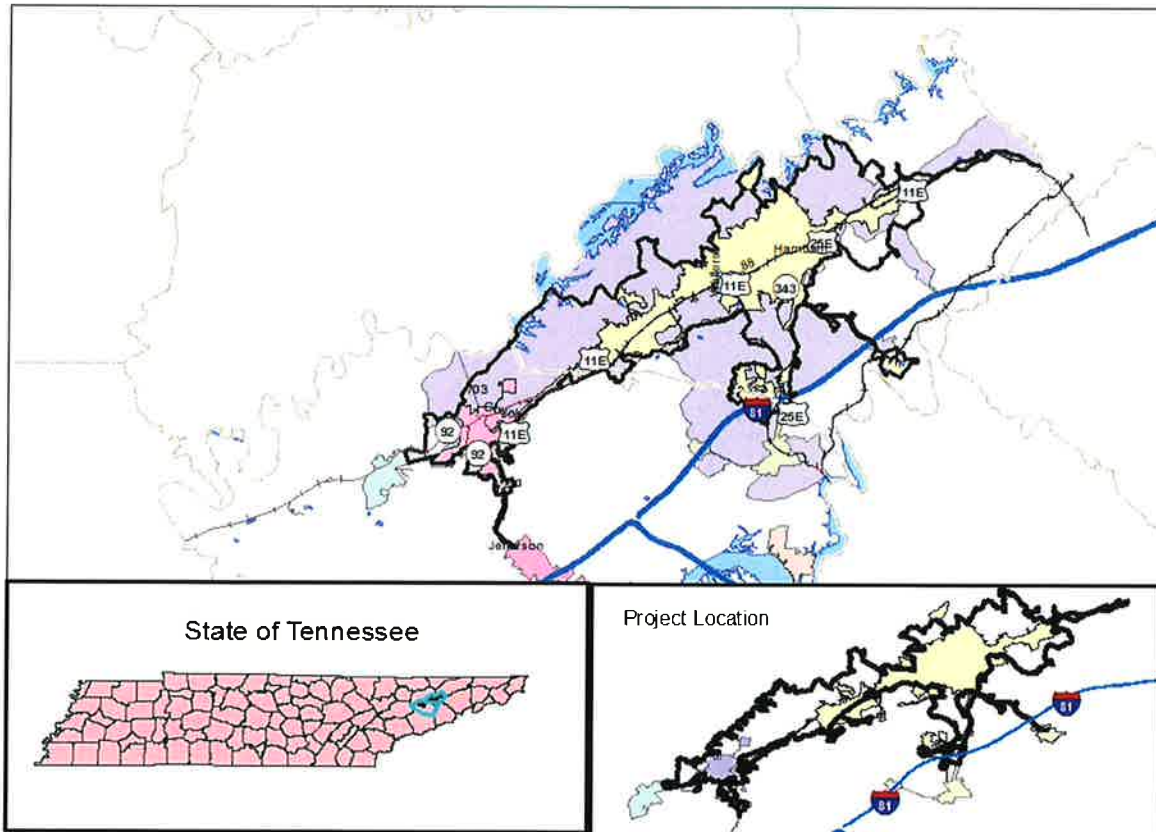
Rich DesGroseilliers, GISP  
MTPO Coordinator  
100 W. 1<sup>st</sup> North St  
Morristown, TN 37814  
423-581-6277  
423-585-4679  
[richd@mymorristown.com](mailto:richd@mymorristown.com)

*New*

**LAMTPO  
FEDERAL FISCAL YEARS 2020-2023 TRANSPORTATION IMPROVEMENT PROGRAM**

TIP #	2032060	TDOT PIN#	126762.00	PRIORITY		LEAD AGENCY	TDOT																																			
Old TIP #	32060	COUNTY	Hamblen, Jefferson	LENGTH		L RTP#	Consistent with Plan																																			
ROUTE/PROJECT NAME		National Highway Performance Program (NHPP) Grouping		TOTAL PROJECT COST	\$3,025,000.00	Conformity Status																																				
TERMINI OR INTERSECTION		Lakeway MTPO		Cost in This TIP	\$3,025,000.00	N.A.																																				
PROJECT DESCRIPTION	See Appendix A																																									
<table border="1" style="width:100%; border-collapse: collapse;"> <thead> <tr> <th>FISCAL YEAR</th> <th>PHASE</th> <th>FUNDING TYPE</th> <th>TOTAL FUNDS</th> <th>FED FUNDS</th> <th>STATE FUNDS</th> <th>LOCAL FUNDS</th> </tr> </thead> <tbody> <tr> <td>2020</td> <td>PE, ROW, CONST</td> <td>NHPP</td> <td>\$2,700,000.00</td> <td>\$2,160,000.00</td> <td>\$540,000.00</td> <td></td> </tr> <tr> <td>2021</td> <td>PE, ROW, CONST</td> <td>NHPP</td> <td>\$150,000.00</td> <td>\$120,000.00</td> <td>\$30,000.00</td> <td></td> </tr> <tr> <td>2022</td> <td>PE, ROW, CONST</td> <td>NHPP</td> <td>\$100,000.00</td> <td>\$80,000.00</td> <td>\$20,000.00</td> <td></td> </tr> <tr> <td>2023</td> <td>PE, ROW, CONST</td> <td>NHPP</td> <td>\$75,000.00</td> <td>\$60,000.00</td> <td>\$15,000.00</td> <td></td> </tr> </tbody> </table>				FISCAL YEAR	PHASE	FUNDING TYPE	TOTAL FUNDS	FED FUNDS	STATE FUNDS	LOCAL FUNDS	2020	PE, ROW, CONST	NHPP	\$2,700,000.00	\$2,160,000.00	\$540,000.00		2021	PE, ROW, CONST	NHPP	\$150,000.00	\$120,000.00	\$30,000.00		2022	PE, ROW, CONST	NHPP	\$100,000.00	\$80,000.00	\$20,000.00		2023	PE, ROW, CONST	NHPP	\$75,000.00	\$60,000.00	\$15,000.00					
FISCAL YEAR	PHASE	FUNDING TYPE	TOTAL FUNDS	FED FUNDS	STATE FUNDS	LOCAL FUNDS																																				
2020	PE, ROW, CONST	NHPP	\$2,700,000.00	\$2,160,000.00	\$540,000.00																																					
2021	PE, ROW, CONST	NHPP	\$150,000.00	\$120,000.00	\$30,000.00																																					
2022	PE, ROW, CONST	NHPP	\$100,000.00	\$80,000.00	\$20,000.00																																					
2023	PE, ROW, CONST	NHPP	\$75,000.00	\$60,000.00	\$15,000.00																																					
AMENDMENT #		ADJUSTMENT #	2020-003	REMARKS	See Appendix A for more details Consistent with LRTP 2040 Goals 1, 6																																					

LAMTPO Region

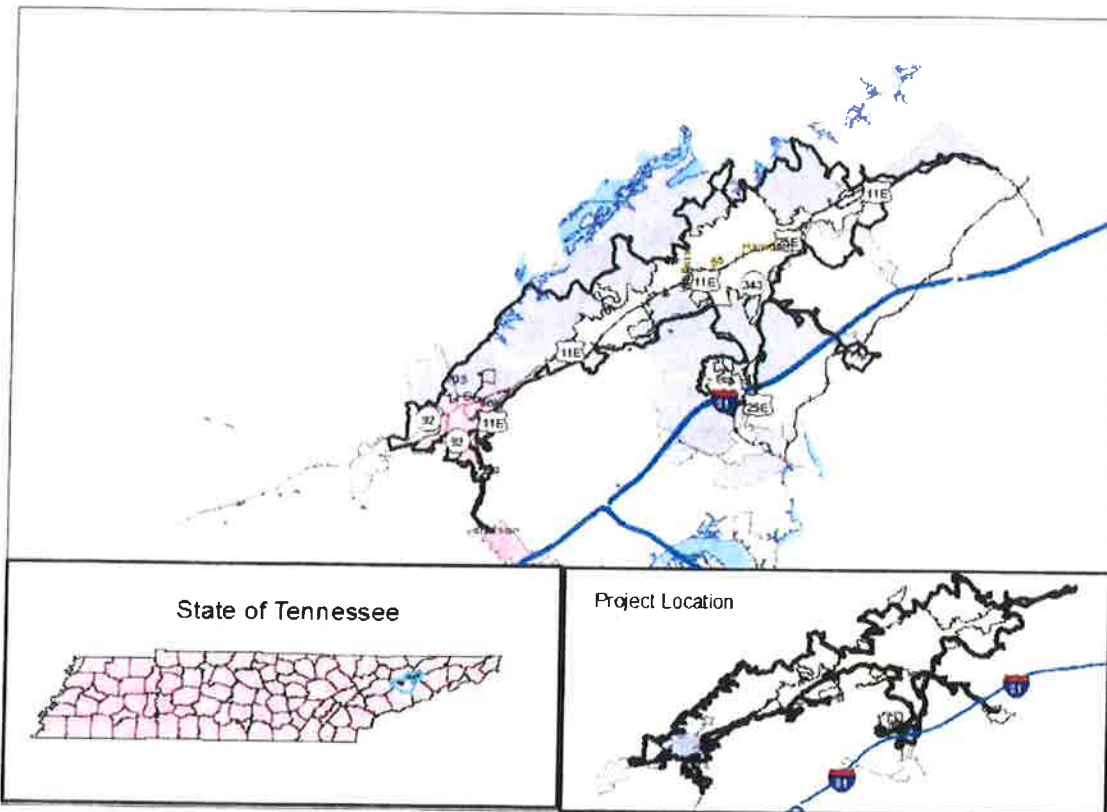


*ad*

**LAMTPO  
FEDERAL FISCAL YEARS 2020-2023 TRANSPORTATION IMPROVEMENT PROGRAM**

TIP #	2032060	TDOT PIN#	126762 00	PRIORITY		LEAD AGENCY	TDOT																																			
Old TIP #	32060	COUNTY	Hambien, Jefferson	LENGTH		L RTP#	Consistent with Plan																																			
ROUTE/PROJECT NAME		National Highway Performance Program (NHPP) Grouping		TOTAL PROJECT COST	\$500,000.00	Conformity Status	N/A																																			
TERMINI OR INTERSECTION		Lakeway MTPO		Cost in This TIP	\$500,000.00																																					
PROJECT DESCRIPTION	See Appendix A																																									
<table border="1" style="width:100%; border-collapse: collapse;"> <thead> <tr> <th>FISCAL YEAR</th> <th>PHASE</th> <th>FUNDING TYPE</th> <th>TOTAL FUNDS</th> <th>FED FUNDS</th> <th>STATE FUNDS</th> <th>LOCAL FUNDS</th> </tr> </thead> <tbody> <tr> <td>2020</td> <td>PE, ROW, CONST</td> <td>NHPP</td> <td>\$175,000.00</td> <td>\$140,000.00</td> <td>\$35,000.00</td> <td></td> </tr> <tr> <td>2021</td> <td>PE, ROW, CONST</td> <td>NHPP</td> <td>\$150,000.00</td> <td>\$120,000.00</td> <td>\$30,000.00</td> <td></td> </tr> <tr> <td>2022</td> <td>PE, ROW, CONST</td> <td>NHPP</td> <td>\$100,000.00</td> <td>\$80,000.00</td> <td>\$20,000.00</td> <td></td> </tr> <tr> <td>2023</td> <td>PE, ROW, CONST</td> <td>NHPP</td> <td>\$75,000.00</td> <td>\$60,000.00</td> <td>\$15,000.00</td> <td></td> </tr> </tbody> </table>		FISCAL YEAR	PHASE	FUNDING TYPE	TOTAL FUNDS	FED FUNDS	STATE FUNDS	LOCAL FUNDS	2020	PE, ROW, CONST	NHPP	\$175,000.00	\$140,000.00	\$35,000.00		2021	PE, ROW, CONST	NHPP	\$150,000.00	\$120,000.00	\$30,000.00		2022	PE, ROW, CONST	NHPP	\$100,000.00	\$80,000.00	\$20,000.00		2023	PE, ROW, CONST	NHPP	\$75,000.00	\$60,000.00	\$15,000.00							
FISCAL YEAR	PHASE	FUNDING TYPE	TOTAL FUNDS	FED FUNDS	STATE FUNDS	LOCAL FUNDS																																				
2020	PE, ROW, CONST	NHPP	\$175,000.00	\$140,000.00	\$35,000.00																																					
2021	PE, ROW, CONST	NHPP	\$150,000.00	\$120,000.00	\$30,000.00																																					
2022	PE, ROW, CONST	NHPP	\$100,000.00	\$80,000.00	\$20,000.00																																					
2023	PE, ROW, CONST	NHPP	\$75,000.00	\$60,000.00	\$15,000.00																																					
AMENDMENT #		ADJUSTMENT #		REMARKS	See Appendix A for more details Consistent with LRTP 2040 Goals 1, 6																																					

**LAMTPO Region**



**PNO:** 2032060      **ESTIP:** 2032060      **LEAD AGENCY:** TDOT  
**PIN:** 126762.00      **TIP #:** 2032060      **TOTAL PROJECT COST:** \$3,025,000  
**ROUTE:**      **COUNTY:** HAMBLLEN, JEFFERSON

**TERMINI:** \_\_\_\_\_ **LENGTH (mi.):** \_\_\_\_\_

LAKEWAY MPO - NATIONAL HIGHWAY SYSTEM PRESERVATION AND OPERATION URBAN GROUPING

**PROJECT DESCRIPTION**

SEE TIP GROUPING DESCRIPTION FOR A COMPREHENSIVE LISTING OF ACTIVITIES INCLUDED BUT NOT LIMITED FOR ELIGIBILITY

**REMARK:** \_\_\_\_\_

FY	PNO	PHASE	FDCODE	TOTDOLLARS	FED\$	STA\$	LOC\$
2020	2032060	PE, ROW, CO	NHPP	2,700,000	2,160,000	540,000	
2023	2032060	PE, ROW, CO	NHPP	75,000	60,000	15,000	
2022	2032060	PE, ROW, CO	NHPP	100,000	80,000	20,000	
2021	2032060	PE, ROW, CO	NHPP	150,000	120,000	30,000	



## 2020 - 2023 State Transportation Improvement Program

**PNO:**  **ESTIP**  **LEAD AGENCY**

**PIN:**  **TIP #:**  **TOTAL PROJECT COST**

**ROUTE**  **COUNTY**

**TERMINI**  **LENGTH (mi.)**

LAKWAY MPO - NATIONAL HIGHWAY SYSTEM PRESERVATION AND OPERATION URBAN GROUPING

**PROJECT DESCRIPTION**

SEE TIP GROUPING DESCRIPTION FOR A COMPREHENSIVE LISTING OF ACTIVITIES INCLUDED BUT NOT LIMITED FOR ELIGIBILITY

**REMARK**

FY	PNO	PHASE	FDCODE	TOTDOLLARS	FED\$	STAS	LOC\$
2020	2032060	PE, ROW, CO	NHPP	175,000	140,000	35,000	
2023	2032060	PE, ROW, CO	NHPP	75,000	60,000	15,000	
2022	2032060	PE, ROW, CO	NHPP	100,000	80,000	20,000	
2021	2032060	PE, ROW, CO	NHPP	150,000	120,000	30,000	





**Financial Constraint of the FFY2020-2023 TIP**

The tables that follow will illustrate the anticipated funding for all projects within the LAMTPO MPA.

**Table 5-13. FFY2020-2021 Revenue Summary for the LAMTPO MPA.**

Revenues	FFY2020				FFY2021			
	Federals\$	State\$	Locals\$	Totals\$	Federals\$	State\$	Locals\$	Totals\$
ACSTBG	\$0.00	\$0.00	\$0.00	\$0.00	\$0.00	\$0.00	\$0.00	\$0.00
CMAQ	\$0.00	\$0.00	\$0.00	\$0.00	\$0.00	\$0.00	\$0.00	\$0.00
CMAQ – PM 2.5	\$0.00	\$0.00	\$0.00	\$0.00	\$0.00	\$0.00	\$0.00	\$0.00
HPP (local)	\$0.00	\$0.00	\$0.00	\$0.00	\$0.00	\$0.00	\$0.00	\$0.00
HSIP	\$2,362,500.00	\$262,500.00	\$0.00	\$2,625,000.00	\$1,968,750.00	\$218,750.00	\$0.00	\$2,187,500.00
HSIP-R	\$5,738.00	\$637.00	\$0.00	\$6,375.00	\$4,725.00	\$525.00	\$0.00	\$5,250.00
NHPP	\$2,160,000.00	\$540,000.00	\$0.00	\$2,700,000.00	\$120,000.00	\$30,000.00	\$0.00	\$150,000.00
PHSIP	\$3,000,000.00	\$0.00	\$0.00	\$3,000,000.00	\$34,688.00	\$0.00	\$0.00	\$34,688.00
SRTS	\$0.00	\$0.00	\$0.00	\$0.00	\$0.00	\$0.00	\$0.00	\$0.00
State Aid	\$0.00	\$0.00	\$0.00	\$0.00	\$0.00	\$0.00	\$0.00	\$0.00
STBG- State	\$628,000.00	\$157,000.00	\$0.00	\$785,000.00	\$372,000.00	\$93,000.00	\$0.00	\$465,000.00
STBG -Local	\$5,360,292.29	\$0.00	\$1,340,073.07	\$6,700,365.36	\$3,787,809.33	\$0.00	\$946,952.33	\$4,734,761.66
TAP	\$0.00	\$0.00	\$0.00	\$0.00	\$0.00	\$0.00	\$0.00	\$0.00
FTA Sect. 5307 Transit (Operating)	\$750,000.00	\$0.00	\$411,000.00	\$1,161,000.00	\$772,500.00	\$0.00	\$433,500.00	\$1,206,000.00
FTA Sect. 5307 Transit (Capital)	\$120,000.00	\$0.00	\$30,000.00	\$150,000.00	\$123,600.00	\$0.00	\$30,900.00	\$154,500.00
FTA Sect. 5310	\$100,000.00	\$0.00	\$25,000.00	\$125,000.00	\$103,000.00	\$0.00	\$25,750.00	\$128,750.00
FTA Sect. 5339	\$107,818.00	\$0.00	\$26,954.50	\$134,772.50	\$80,000.00	\$0.00	\$20,000.00	\$100,000.00
State CRIT/ UROP	\$0.00	\$339,000.00	\$0.00	\$339,000.00	\$0.00	\$339,000.00	\$0.00	\$339,000.00
<b>Revenue Totals</b>	<b>\$14,594,348.29</b>	<b>\$1,299,137.00</b>	<b>\$1,833,027.57</b>	<b>\$17,726,512.86</b>	<b>\$7,367,072.33</b>	<b>\$681,275.00</b>	<b>\$1,457,102.33</b>	<b>\$9,505,449.66</b>

LAMTPO FFY2020-2023 TIP

OLD

**Financial Constraint of the FFY2020-2023 TIP**

The tables that follow will illustrate the anticipated funding for all projects within the LAMTPO MPA.

**Table 5-13. FFY2020-2021 Revenue Summary for the LAMTPO MPA.**

Revenues Funding Code	FFY2020				FFY2021			
	Federal\$	State\$	Local\$	Totals\$	Federal\$	State\$	Local\$	Totals\$
ACSTBG	\$0.00	\$0.00	\$0.00	\$0.00	\$0.00	\$0.00	\$0.00	\$0.00
CMAQ	\$0.00	\$0.00	\$0.00	\$0.00	\$0.00	\$0.00	\$0.00	\$0.00
CMAQ – PM 2.5	\$0.00	\$0.00	\$0.00	\$0.00	\$0.00	\$0.00	\$0.00	\$0.00
HPP (local)	\$0.00	\$0.00	\$0.00	\$0.00	\$0.00	\$0.00	\$0.00	\$0.00
HSIP	\$2,362,500.00	\$262,500.00	\$0.00	\$2,625,000.00	\$1,968,750.00	\$218,750.00	\$0.00	\$2,187,500.00
HSIP-R	\$5,738.00	\$637.00	\$0.00	\$6,375.00	\$4,725.00	\$525.00	\$0.00	\$5,250.00
NHPP	\$140,000.00	\$35,000.00	\$0.00	\$175,000.00	\$120,000.00	\$30,000.00	\$0.00	\$150,000.00
PHSIP	\$3,000,000.00	\$0.00	\$0.00	\$3,000,000.00	\$34,688.00	\$0.00	\$0.00	\$34,688.00
SRTS	\$0.00	\$0.00	\$0.00	\$0.00	\$0.00	\$0.00	\$0.00	\$0.00
State Aid	\$0.00	\$0.00	\$0.00	\$0.00	\$0.00	\$0.00	\$0.00	\$0.00
STBG- State	\$628,000.00	\$157,000.00	\$0.00	\$785,000.00	\$372,000.00	\$93,000.00	\$0.00	\$465,000.00
STBG -Local	\$5,360,292.29	\$0.00	\$1,340,073.07	\$6,700,365.36	\$3,787,809.33	\$0.00	\$946,952.33	\$4,734,761.66
TAP	\$0.00	\$0.00	\$0.00	\$0.00	\$0.00	\$0.00	\$0.00	\$0.00
FTA Sect. 5307 Transit (Operating)	\$750,000.00	\$0.00	\$411,000.00	\$1,161,000.00	\$772,500.00	\$0.00	\$433,500.00	\$1,206,000.00
FTA Sect. 5307 Transit (Capital)	\$120,000.00	\$0.00	\$30,000.00	\$150,000.00	\$123,600.00	\$0.00	\$30,900.00	\$154,500.00
FTA Sect. 5310	\$100,000.00	\$0.00	\$25,000.00	\$125,000.00	\$103,000.00	\$0.00	\$25,750.00	\$128,750.00
FTA Sect. 5339	\$107,818.00	\$0.00	\$26,954.50	\$134,772.50	\$80,000.00	\$0.00	\$20,000.00	\$100,000.00
State CRIT/ UROP	\$0.00	\$339,000.00	\$0.00	\$339,000.00	\$0.00	\$339,000.00	\$0.00	\$339,000.00
<b>Revenue Totals</b>	<b>\$12,574,348.29</b>	<b>\$794,137.00</b>	<b>\$1,833,027.57</b>	<b>\$15,201,512.86</b>	<b>\$7,367,072.33</b>	<b>\$681,275.00</b>	<b>\$1,457,102.33</b>	<b>\$9,505,449.66</b>

LAMTPO FFY2020-2023 TIP

Table 5-15. FFY2020-2021 Programmed Expenditures within the LAMTPO MPA.

Expenditures Funding Code	FFY2020				FFY2021			
	Federals\$	States\$	Locals\$	Totals\$	Federals\$	States\$	Locals\$	Totals\$
ACSTBG	\$0.00	\$0.00	\$0.00	\$0.00	\$0.00	\$0.00	\$0.00	\$0.00
CMAQ	\$0.00	\$0.00	\$0.00	\$0.00	\$0.00	\$0.00	\$0.00	\$0.00
CMAQ – PM 2.5	\$0.00	\$0.00	\$0.00	\$0.00	\$0.00	\$0.00	\$0.00	\$0.00
HPP (local)	\$0.00	\$0.00	\$0.00	\$0.00	\$0.00	\$0.00	\$0.00	\$0.00
HSIP	\$2,362,500.00	\$262,500.00	\$0.00	\$2,625,000.00	\$1,968,750.00	\$218,750.00	\$0.00	\$2,187,500.00
HSIP-R	\$5,738.00	\$637.00	\$0.00	\$6,375.00	\$4,725.00	\$525.00	\$0.00	\$5,250.00
NHPP	\$2,160,000.00	\$540,000.00	\$0.00	\$2,700,000.00	\$120,000.00	\$30,000.00	\$0.00	\$150,000.00
PHSIP	\$3,000,000.00	\$0.00	\$0.00	\$3,000,000.00	\$34,688.00	\$0.00	\$0.00	\$34,688.00
SRTS	\$0.00	\$0.00	\$0.00	\$0.00	\$0.00	\$0.00	\$0.00	\$0.00
State Aid	\$0.00	\$0.00	\$0.00	\$0.00	\$0.00	\$0.00	\$0.00	\$0.00
STBG- State	\$628,000.00	\$157,000.00	\$0.00	\$785,000.00	\$372,000.00	\$93,000.00	\$0.00	\$465,000.00
STBG -Local	\$2,292,482.96	\$0.00	\$573,120.74	\$2,865,603.70	\$716,505.49	\$0.00	\$179,126.37	\$895,631.86
TAP	\$0.00	\$0.00	\$0.00	\$0.00	\$0.00	\$0.00	\$0.00	\$0.00
FTA Sect. 5307 Transit (Operating)	\$750,000.00	\$0.00	\$411,000.00	\$1,161,000.00	\$772,500.00	\$0.00	\$433,500.00	\$1,206,000.00
FTA Sect. 5307 Transit (Capital)	\$120,000.00	\$0.00	\$30,000.00	\$150,000.00	\$123,600.00	\$0.00	\$30,900.00	\$154,500.00
FTA Sect. 5310	\$100,000.00	\$0.00	\$25,000.00	\$125,000.00	\$103,000.00	\$0.00	\$25,750.00	\$128,750.00
FTA Sect. 5339 State CRIT/ UROP	\$107,818.00	\$0.00	\$26,954.50	\$134,772.50	\$80,000.00	\$0.00	\$20,000.00	\$100,000.00
<b>Totals</b>	<b>\$11,526,538.96</b>	<b>\$1,299,137.00</b>	<b>\$1,066,075.24</b>	<b>\$13,891,751.20</b>	<b>\$4,295,768.49</b>	<b>\$681,275.00</b>	<b>\$689,276.37</b>	<b>\$5,666,319.86</b>



Table 5-15. FFY2020-2021 Programmed Expenditures within the LAMTPO MPA.

Expenditures Funding Code	FFY2020				FFY2021			
	Federal\$	State\$	Local\$	Totals\$	Federal\$	State\$	Local\$	Totals\$
ACSTBG	\$0.00	\$0.00	\$0.00	\$0.00	\$0.00	\$0.00	\$0.00	\$0.00
CMAQ	\$0.00	\$0.00	\$0.00	\$0.00	\$0.00	\$0.00	\$0.00	\$0.00
CMAQ – PM 2.5	\$0.00	\$0.00	\$0.00	\$0.00	\$0.00	\$0.00	\$0.00	\$0.00
HPP (local)	\$0.00	\$0.00	\$0.00	\$0.00	\$0.00	\$0.00	\$0.00	\$0.00
HSIP	\$2,362,500.00	\$262,500.00	\$0.00	\$2,625,000.00	\$1,968,750.00	\$218,750.00	\$0.00	\$2,187,500.00
HSIP-R	\$5,738.00	\$637.00	\$0.00	\$6,375.00	\$4,725.00	\$525.00	\$0.00	\$5,250.00
NHPP	\$140,000.00	\$35,000.00	\$0.00	\$175,000.00	\$120,000.00	\$30,000.00	\$0.00	\$150,000.00
PHSIP	\$3,000,000.00	\$0.00	\$0.00	\$3,000,000.00	\$34,688.00	\$0.00	\$0.00	\$34,688.00
SRTS	\$0.00	\$0.00	\$0.00	\$0.00	\$0.00	\$0.00	\$0.00	\$0.00
State Aid	\$0.00	\$0.00	\$0.00	\$0.00	\$0.00	\$0.00	\$0.00	\$0.00
STBG- State	\$628,000.00	\$157,000.00	\$0.00	\$785,000.00	\$372,000.00	\$93,000.00	\$0.00	\$465,000.00
STBG -Local	\$2,292,482.96	\$0.00	\$573,120.74	\$2,865,603.70	\$716,505.49	\$0.00	\$179,126.37	\$895,631.86
TAP	\$0.00	\$0.00	\$0.00	\$0.00	\$0.00	\$0.00	\$0.00	\$0.00
FTA Sect. 5307 Transit (Operating)	\$750,000.00	\$0.00	\$411,000.00	\$1,161,000.00	\$772,500.00	\$0.00	\$433,500.00	\$1,206,000.00
FTA Sect. 5307 Transit (Capital)	\$120,000.00	\$0.00	\$30,000.00	\$150,000.00	\$123,600.00	\$0.00	\$30,900.00	\$154,500.00
FTA Sect. 5310	\$100,000.00	\$0.00	\$25,000.00	\$125,000.00	\$103,000.00	\$0.00	\$25,750.00	\$128,750.00
FTA Sect. 5339 State CRIT/ UROP	\$107,818.00	\$0.00	\$26,954.50	\$134,772.50	\$80,000.00	\$0.00	\$20,000.00	\$100,000.00
<b>Totals</b>	<b>\$9,506,538.56</b>	<b>\$794,137.00</b>	<b>\$1,066,075.24</b>	<b>\$11,366,751.20</b>	<b>\$4,295,768.49</b>	<b>\$681,275.00</b>	<b>\$689,276.37</b>	<b>\$5,666,319.86</b>

5-17. FFY2020-2023 TIP Revenues Minus Expenditures, To Demonstrate Financial Constraint By Federal Fiscal Year.

Funding Code	2020		2021		2022		2023		Remaining Funds
	Revenue Totals	Expenditure Totals	Revenue Totals	Expenditure Totals	Revenue Totals	Expenditure Totals	Revenue Totals	Expenditure Totals	
ACSTBG	\$0.00	\$0.00	\$0.00	\$0.00	\$0.00	\$0.00	\$0.00	\$0.00	\$0.00
CMAQ	\$0.00	\$0.00	\$0.00	\$0.00	\$0.00	\$0.00	\$0.00	\$0.00	\$0.00
CMAQ - PM 2.5	\$0.00	\$0.00	\$0.00	\$0.00	\$0.00	\$0.00	\$0.00	\$0.00	\$0.00
HPP (local)	\$0.00	\$0.00	\$0.00	\$0.00	\$0.00	\$0.00	\$0.00	\$0.00	\$0.00
HSIP	\$2,625,000.00	\$2,625,000.00	\$2,187,500.00	\$2,187,500.00	\$1,312,500.00	\$1,312,500.00	\$875,000.00	\$875,000.00	\$0.00
HSIP-R	\$6,375.00	\$6,375.00	\$5,250.00	\$5,250.00	\$2,250.00	\$2,250.00	\$1,125.00	\$1,125.00	\$0.00
NHPP	\$2,700,000.00	\$2,700,000.00	\$150,000.00	\$150,000.00	\$100,000.00	\$100,000.00	\$75,000.00	\$75,000.00	\$0.00
PHSIP	\$3,000,000.00	\$3,000,000.00	\$34,688.00	\$34,688.00	\$20,813.00	\$20,813.00	\$13,875.00	\$13,875.00	\$0.00
SRTS	\$0.00	\$0.00	\$0.00	\$0.00	\$0.00	\$0.00	\$0.00	\$0.00	\$0.00
State Aid	\$0.00	\$0.00	\$0.00	\$0.00	\$0.00	\$0.00	\$0.00	\$0.00	\$0.00
STBG-State	\$785,000.00	\$785,000.00	\$465,000.00	\$465,000.00	\$310,000.00	\$310,000.00	\$232,500.00	\$232,500.00	\$0.00
STBG - Local	\$6,700,365.36	\$2,865,603.70	\$4,734,761.66	\$895,631.86	\$4,739,129.80	\$4,077,918.00	\$1,561,211.80	\$1,561,211.80	\$0.00
TAP	\$0.00	\$0.00	\$0.00	\$0.00	\$0.00	\$0.00	\$0.00	\$0.00	\$0.00
FTA Sect. 5307 Transit (Operating)	\$1,161,000.00	\$1,161,000.00	\$1,206,000.00	\$1,206,000.00	\$1,252,350.00	\$1,252,350.00	\$1,300,090.50	\$1,300,090.50	\$0.00
FTA Sect. 5307 Transit (Capital)	\$150,000.00	\$150,000.00	\$154,500.00	\$154,500.00	\$159,135.00	\$159,135.00	\$163,909.05	\$163,909.05	\$0.00
FTA Sect. 5310	\$125,000.00	\$125,000.00	\$128,750.00	\$128,750.00	\$132,612.50	\$132,612.50	\$136,590.88	\$136,590.88	\$0.00
FTA Sect. 5339	\$134,772.50	\$134,772.50	\$100,000.00	\$100,000.00	\$100,000.00	\$100,000.00	\$100,000.00	\$100,000.00	\$0.00
State CRIT/ UROP	\$339,000.00	\$339,000.00	\$339,000.00	\$339,000.00	\$339,000.00	\$339,000.00	\$339,000.00	\$339,000.00	\$0.00
<b>TOTALS</b>	<b>\$17,726,512.86</b>	<b>\$13,891,751.20</b>	<b>\$9,505,449.66</b>	<b>\$5,666,319.86</b>	<b>\$8,467,790.30</b>	<b>\$7,806,578.50</b>	<b>\$4,798,302.23</b>	<b>\$4,798,302.23</b>	<b>\$0.00</b>

5-17. FFY2020-2023 TIP Revenues Minus Expenditures, To Demonstrate Financial Constraint By Federal Fiscal Year.

Funding Code	2020		2021		2022		2023	
	Revenue Totals	Expenditure Totals	Revenue Totals	Expenditure Totals	Revenue Totals	Expenditure Totals	Revenue Totals	Expenditure Totals
ACSTBG	\$0.00	\$0.00	\$0.00	\$0.00	\$0.00	\$0.00	\$0.00	\$0.00
CMAQ	\$0.00	\$0.00	\$0.00	\$0.00	\$0.00	\$0.00	\$0.00	\$0.00
CMAQ - PM 2.5	\$0.00	\$0.00	\$0.00	\$0.00	\$0.00	\$0.00	\$0.00	\$0.00
HPP (local)	\$0.00	\$0.00	\$0.00	\$0.00	\$0.00	\$0.00	\$0.00	\$0.00
HSIP	\$2,625,000.00	\$2,625,000.00	\$2,187,500.00	\$2,187,500.00	\$1,312,500.00	\$1,312,500.00	\$875,000.00	\$875,000.00
HSIP-R	\$6,375.00	\$6,375.00	\$5,250.00	\$5,250.00	\$2,250.00	\$2,250.00	\$1,125.00	\$1,125.00
NHPP	\$175,000.00	\$175,000.00	\$150,000.00	\$150,000.00	\$100,000.00	\$100,000.00	\$75,000.00	\$75,000.00
PHSIP	\$3,000,000.00	\$3,000,000.00	\$34,688.00	\$34,688.00	\$20,813.00	\$20,813.00	\$13,875.00	\$13,875.00
SRTS	\$0.00	\$0.00	\$0.00	\$0.00	\$0.00	\$0.00	\$0.00	\$0.00
Slate Aid	\$0.00	\$0.00	\$0.00	\$0.00	\$0.00	\$0.00	\$0.00	\$0.00
STBG-State	\$785,000.00	\$785,000.00	\$465,000.00	\$465,000.00	\$310,000.00	\$310,000.00	\$232,500.00	\$232,500.00
STBG-Local	\$6,700,365.36	\$2,865,603.70	\$4,734,761.66	\$3,839,129.80	\$4,739,129.80	\$4,077,918.00	\$1,561,211.80	\$1,561,211.80
TAP	\$0.00	\$0.00	\$0.00	\$0.00	\$0.00	\$0.00	\$0.00	\$0.00
FTA Sect. 5307 Transit (Operating)	\$1,161,000.00	\$1,161,000.00	\$1,206,000.00	\$1,206,000.00	\$1,252,350.00	\$1,252,350.00	\$1,300,090.50	\$1,300,090.50
FTA Sect. 5307 Transit (Capital)	\$150,000.00	\$150,000.00	\$154,500.00	\$154,500.00	\$159,135.00	\$159,135.00	\$163,909.05	\$163,909.05
FTA Sect. 5310	\$125,000.00	\$125,000.00	\$128,750.00	\$128,750.00	\$132,612.50	\$132,612.50	\$136,590.88	\$136,590.88
FTA Sect. 5339 State CRIT/ UROP	\$134,772.50	\$134,772.50	\$100,000.00	\$100,000.00	\$100,000.00	\$100,000.00	\$100,000.00	\$100,000.00
TOTALS	\$15,201,512.86	\$11,366,751.20	\$9,505,449.66	\$5,666,319.86	\$8,467,790.30	\$7,806,578.50	\$4,798,302.23	\$4,798,302.23

LAMTPO FFY2020-2023 TIP