

Lakeway Area Metropolitan Transportation Planning Organization (LAMTPO)
Morristown, TN – Jefferson City, TN – White Pine, TN – Hamblen County, TN – Jefferson County, TN

June 26, 2023

Brian Hurst
Tennessee Dept of Transportation
James K. Polk Bldg, Suite 600
505 Deaderick St
Nashville, Tennessee 37243-0341

RE: FFY2023-2026 TIP Amendments Project IDs 1003, 1010, 3022

Dear Brian Hurst:

Enclosed are copies of the FFY 2023-2026 TIP amendment pages for three projects, which are:

1. Project ID 1003 E Morris Blvd
 - a. Delete the entire CRRSAA funds of \$245,066.00 due to the Debt-Ceiling Crisis of June 1, 2023
 - b. Add Carbon Reduction Program (CRP) funds. A total of \$408,316.25 (\$326,653.00 CRP and \$81,663.25 local match) in FFY2023. This uses 2022 and 2023 CRP funds.


2. Project ID 1010 Central Church Rd
 - a. Add CRP funds. A total of \$218,798.75 (\$175,039.00 CRP funds, and \$43,759.75 local match) in FFY2026

3. Project ID 3022 Old AJ Hwy
 - a. Delete the entire CRRSAA funds of \$100,000.00 due to the Debt-Ceiling Crisis of June 1, 2023.
 - b. Add Carbon Reduction Program (CRP) funds. A total of \$424,811.25 (\$339,849.00 CRP and \$84,962.25 local match) in FFY2023. This uses 2024 and 2025 CRP funds.

This change does not affect the air quality conformity determination, and the TIP is financially constrained. The financial tables are updated accordingly.

If there are any questions or concerns that you may have, please feel free to contact me at 423-581-6277. Thank you for your time and cooperation.

Sincerely,

A handwritten signature in blue ink, appearing to read 'Rich DesGroseilliers', with a long horizontal flourish extending to the right.

Rich DesGroseilliers, GISP

MTPO Coordinator

100 W. 1st North St

Morristown, TN 37814

423-581-6277

423-585-4679

richd@mymorristown.com

Lakeway Area Metropolitan Transportation Planning Organization (LAMTPO)
Morristown, TN – Jefferson City, TN – White Pine, TN – Hamblen County, TN – Jefferson County, TN

RESOLUTION #2023-007

A RESOLUTION BY THE LAKEWAY AREA METROPOLITAN TRANSPORTATION ORGANIZATION (LAMTPO) AMENDING THE FFY2023-2026 TRANSPORTATION IMPROVEMENT PROGRAM (TIP) PROJECT IDS 1003, 1010 3022

WHEREAS, in accordance with the Federal requirements of the US Dept. of Transportation, the elements of the transportation planning process are to receive final approval from the Executive Board of the local Metropolitan Transportation Planning Organization, and

WHEREAS, the 2040 Long Range Transportation Plan (LRTP) was approved by the Executive Board on May 25, 2017, and the FFY2023-2026 TIP was approved on November 9, 2022, and no local highway and transit projects are eligible for Federal funds until they are programmed in the LRTP and TIP; and

WHEREAS, the FFY2023-2026 TIP has been prepared by the local planning staff and the Technical Advisory Committee subcommittee, with an endorsement from the LAMTPO Technical Advisory Committee; and

WHEREAS, The governing bodies of LAMTPO wishes to enhance transportation and safety in the region; and

WHEREAS, these TIP amendments are:

Project 1003 E Morris Blvd

1. Delete the entire CRRSAA funds of \$245,066.00 due to the Debt-Ceiling Crisis of June 1, 2023
2. Add Carbon Reduction Program (CRP) funds. A total of \$408,316.25 (\$326,653.00 CRP and \$81,663.25 local match) in FFY2023. This uses 2022 and 2023 CRP funds.

Project 1010 Central Church Road

1. Add CRP funds. A total of \$218,798.75 (\$175,039.00 CRP funds, and \$43,759.75 local match) in FFY2026

Project 3022 Old AJ Hwy project

1. Delete the entire CRRSAA funds of \$100,000.00 due to the Debt-Ceiling Crisis of June 1, 2023.
2. Add Carbon Reduction Program (CRP) funds. A total of \$424,811.25 (\$339,849.00 CRP and \$84,962.25 local match) in FFY2023. This uses 2024 and 2025 CRP funds.

WHEREAS, there has been a public comment period allowed for the proposed amendment, and no comments were made, and the FFY2023-2026 TIP and will remain financially constrained, and

NOW, THEREFORE BE IT RESOLVED, the Lakeway Area Metropolitan Transportation Planning Organization (LAMTPO) Executive Board hereby approves the amendment to the FFY2023-2026 Transportation Improvement Program.



Chair

LAMTPO Executive Board

June 21, 2023

Date

Lakeway Area Metropolitan Transportation Planning Organization (LAMTPO)
Morristown, TN – Jefferson City, TN – White Pine, TN – Hamblen County, TN – Jefferson County, TN

METROPOLITAN TRANSPORTATION PLANNING PROCESS CERTIFICATION

In accordance with 23 CFR 450.336, the Lakeway Metropolitan Transportation Planning Organization and the Tennessee Department of Transportation hereby certify that the metropolitan transportation planning process is addressing major issues facing the Morrystown, TN urbanized area, and is being carried out in accordance with the following requirements:

- I. 23 U.S.C. 134 and 135, 49 U.S.C. 5303 and 5304 (Highways and Transit).
- II. Title VI of the Civil Rights Act of 1964, as amended (42 U.S.C. 2000 d-1) and 49 CFR part 21.
- III. 49 U.S.C. 5332, prohibiting discrimination on the basis of race, color, creed, national origin, sex, or age in employment or business opportunity.
- IV. Section 1101 (b) of the FAST-ACT (Pub. L 114-357) and 49 CFR part 26 regarding the involvement of disadvantaged business enterprises in USDOT-funded projects.
- V. 23 CFR part 230, regarding the implementation of an equal employment opportunity program on Federal and Federal-aid highway construction contracts.
- VI. Provisions of the Americans with Disabilities Act of 1990 (42 U.S.C. 12101 et seq) and 49 CFR parts 27, 37, and 38.
- VII. In nonattainment and maintenance areas, sections 174 and 176 (c) and (d) of the Clean Air Act, as amended, 42 U.S.C. 7504, 7506 (c) and (d), and 40 CFR part 93.
- VIII. The Older Americans Act, as amended (42 U.S.C. 6101), prohibiting discrimination on the basis of age in programs or activities receiving Federal financial assistance.
- IX. Section 324 of Title 23 U.S.C. regarding the prohibition of discrimination based on gender.
- X. Section 504 of the Rehabilitation Act of 1973 (29 U.S.C. 794) and 49 CFR part 27 regarding discrimination against individuals with disabilities.

Signature: 

Date: June 21, 2023

Print Name: Mark Potts

Title: Jefferson County Mayor,
LAMTPO Executive Board Chair

New

Table 5.5 LAMTPO Fiscal Constraint Report: Revenues and Expenditures FFY2023-2026



eSTIP Fiscal Constraints Report for STIP Period 2023
LAMTPO MPO

| Fund Code | Fiscal Year | Budget Total | Programmed Funds | Federal Funding | State Funding | Local Funding | Federal Carryover | Remaining Balance |
|-----------|-------------|--------------|------------------|-----------------|---------------|---------------|-------------------|-------------------|
| 5307 | 2023 | \$1,789,090 | \$1,789,090 | \$939,545 | \$339,000 | \$510,545 | \$0 | \$0 |
| 5307 | 2024 | \$1,842,763 | \$1,842,763 | \$967,732 | \$381,547 | \$493,484 | \$0 | \$0 |
| 5307 | 2025 | \$1,898,047 | \$1,898,046 | \$996,764 | \$392,994 | \$508,289 | \$0 | \$1 |
| 5307 | 2026 | \$1,954,987 | \$1,954,987 | \$1,026,666 | \$404,784 | \$523,537 | \$0 | \$0 |
| 5310(U) | 2023 | \$232,898 | \$232,898 | \$186,318 | \$0 | \$46,580 | \$0 | \$0 |
| 5310(U) | 2024 | \$239,885 | \$239,885 | \$191,908 | \$0 | \$47,977 | \$0 | \$0 |
| 5310(U) | 2025 | \$247,081 | \$247,081 | \$197,665 | \$0 | \$49,416 | \$0 | \$0 |
| 5310(U) | 2026 | \$254,494 | \$254,494 | \$203,595 | \$0 | \$50,899 | \$0 | \$0 |
| 5339 | 2023 | \$345,100 | \$345,100 | \$239,315 | \$0 | \$105,785 | \$0 | \$0 |
| 5339 | 2024 | \$100,000 | \$100,000 | \$80,000 | \$0 | \$20,000 | \$0 | \$0 |
| 5339 | 2025 | \$100,000 | \$100,000 | \$80,000 | \$0 | \$20,000 | \$0 | \$0 |
| 5339 | 2026 | \$100,000 | \$100,000 | \$80,000 | \$0 | \$20,000 | \$0 | \$0 |
| CRP | 2023 | \$408,316 | \$408,316 | \$326,653 | \$0 | \$81,663 | \$0 | \$0 |
| CRP | 2024 | \$210,303 | \$210,303 | \$168,242 | \$0 | \$42,061 | \$0 | \$0 |
| CRP | 2025 | \$214,509 | \$214,509 | \$171,607 | \$0 | \$42,902 | \$0 | \$0 |
| CRP | 2026 | \$218,799 | \$218,799 | \$175,039 | \$0 | \$43,760 | \$0 | \$0 |
| CRRSAA | 2023 | \$0 | \$0 | \$0 | \$0 | \$0 | \$0 | \$0 |
| HSIP | 2023 | \$160,000 | \$160,000 | \$144,000 | \$16,000 | \$0 | \$0 | \$0 |
| HSIP | 2024 | \$20,000 | \$20,000 | \$18,000 | \$2,000 | \$0 | \$0 | \$0 |
| HSIP | 2025 | \$10,000 | \$10,000 | \$9,000 | \$1,000 | \$0 | \$0 | \$0 |
| HSIP | 2026 | \$10,000 | \$10,000 | \$9,000 | \$1,000 | \$0 | \$0 | \$0 |
| HSIP-R | 2023 | \$35,000 | \$35,000 | \$31,500 | \$3,500 | \$0 | \$0 | \$0 |
| HSIP-R | 2024 | \$35,000 | \$35,000 | \$31,500 | \$3,500 | \$0 | \$0 | \$0 |
| HSIP-R | 2025 | \$20,000 | \$20,000 | \$18,000 | \$2,000 | \$0 | \$0 | \$0 |
| HSIP-R | 2026 | \$10,000 | \$10,000 | \$9,000 | \$1,000 | \$0 | \$0 | \$0 |
| NHPP | 2023 | \$10,793,600 | \$10,793,600 | \$8,634,880 | \$2,158,720 | \$0 | \$0 | \$0 |
| NHPP | 2024 | \$52,043,600 | \$52,043,600 | \$41,634,880 | \$10,408,720 | \$0 | \$0 | \$0 |
| NHPP | 2025 | \$4,803,000 | \$4,803,000 | \$3,842,400 | \$960,600 | \$0 | \$0 | \$0 |
| NHPP | 2026 | \$3,712,400 | \$3,712,400 | \$2,969,920 | \$742,480 | \$0 | \$0 | \$0 |
| RAISE | 2023 | \$23,430,325 | \$23,430,325 | \$23,430,325 | \$0 | \$0 | \$0 | \$0 |
| STBG-L | 2023 | \$5,546,590 | \$2,577,990 | \$4,437,272 | \$0 | \$1,109,318 | \$0 | \$2,968,600 |
| STBG-L | 2024 | \$6,243,480 | \$2,761,600 | \$5,469,760 | \$0 | \$773,720 | \$2,374,880 | \$3,481,880 |
| STBG-L | 2025 | \$5,267,480 | \$1,757,000 | \$4,866,080 | \$0 | \$401,400 | \$3,260,480 | \$3,510,480 |
| STBG-L | 2026 | \$4,610,480 | \$1,150,000 | \$4,380,480 | \$0 | \$230,000 | \$3,460,480 | \$3,460,480 |
| STBG-S | 2023 | \$1,680,560 | \$1,680,560 | \$1,344,448 | \$336,112 | \$0 | \$0 | \$0 |
| STBG-S | 2024 | \$1,470,490 | \$1,470,490 | \$1,176,392 | \$294,098 | \$0 | \$0 | \$0 |
| STBG-S | 2025 | \$840,280 | \$840,280 | \$672,224 | \$168,056 | \$0 | \$0 | \$0 |
| STBG-S | 2026 | \$210,070 | \$210,070 | \$168,056 | \$42,014 | \$0 | \$0 | \$0 |
| UROP | 2023 | \$339,000 | \$0 | \$0 | \$339,000 | \$0 | \$0 | \$339,000 |
| UROP | 2024 | \$381,547 | \$0 | \$0 | \$381,547 | \$0 | \$0 | \$381,547 |
| UROP | 2025 | \$392,994 | \$0 | \$0 | \$392,994 | \$0 | \$0 | \$392,994 |
| UROP | 2026 | \$404,784 | \$0 | \$0 | \$404,784 | \$0 | \$0 | \$404,784 |

OLD

Table 5.5. LAMTPO Fiscal Constraint Report: Revenues and Expenditures FFY2023-2026



**eSTIP Fiscal Constraints Report for STIP Period 2023
LAMTPO MPO**

Generated at 08/26/2022

Report Generated by : RICHD@MYMORRISTOWN.COM

| Fund Code | Fiscal Year | Budget Total | Programmed Funds | Federal Funding | State Funding | Local Funding | Federal Carryover | Remaining Balance |
|-----------|-------------|--------------|------------------|-----------------|---------------|---------------|-------------------|-------------------|
| 5307 | 2023 | \$1,789,090 | \$1,789,090 | \$939,545 | \$339,000 | \$510,545 | \$0 | \$0 |
| 5307 | 2024 | \$1,842,763 | \$1,842,763 | \$967,732 | \$381,547 | \$493,484 | \$0 | \$0 |
| 5307 | 2025 | \$1,898,047 | \$1,898,046 | \$996,764 | \$392,994 | \$508,289 | \$0 | \$1 |
| 5307 | 2026 | \$1,954,987 | \$1,954,987 | \$1,026,666 | \$404,784 | \$523,537 | \$0 | \$0 |
| 5310(U) | 2023 | \$232,898 | \$232,898 | \$186,318 | \$0 | \$46,580 | \$0 | \$0 |
| 5310(U) | 2024 | \$239,885 | \$239,885 | \$191,908 | \$0 | \$47,977 | \$0 | \$0 |
| 5310(U) | 2025 | \$247,081 | \$247,081 | \$197,665 | \$0 | \$49,416 | \$0 | \$0 |
| 5310(U) | 2026 | \$254,494 | \$254,494 | \$203,595 | \$0 | \$50,899 | \$0 | \$0 |
| 5339 | 2023 | \$345,100 | \$345,100 | \$239,315 | \$0 | \$105,785 | \$0 | \$0 |
| 5339 | 2024 | \$100,000 | \$100,000 | \$80,000 | \$0 | \$20,000 | \$0 | \$0 |
| 5339 | 2025 | \$100,000 | \$100,000 | \$80,000 | \$0 | \$20,000 | \$0 | \$0 |
| 5339 | 2026 | \$100,000 | \$100,000 | \$80,000 | \$0 | \$20,000 | \$0 | \$0 |
| CRRSAA | 2023 | \$345,066 | \$345,066 | \$345,066 | \$0 | \$0 | \$0 | \$0 |
| HSIP | 2023 | \$160,000 | \$160,000 | \$144,000 | \$16,000 | \$0 | \$0 | \$0 |
| HSIP | 2024 | \$20,000 | \$20,000 | \$18,000 | \$2,000 | \$0 | \$0 | \$0 |
| HSIP | 2025 | \$10,000 | \$10,000 | \$9,000 | \$1,000 | \$0 | \$0 | \$0 |
| HSIP | 2026 | \$10,000 | \$10,000 | \$9,000 | \$1,000 | \$0 | \$0 | \$0 |
| HSIP-R | 2023 | \$35,000 | \$35,000 | \$31,500 | \$3,500 | \$0 | \$0 | \$0 |
| HSIP-R | 2024 | \$35,000 | \$35,000 | \$31,500 | \$3,500 | \$0 | \$0 | \$0 |
| HSIP-R | 2025 | \$20,000 | \$20,000 | \$18,000 | \$2,000 | \$0 | \$0 | \$0 |
| HSIP-R | 2026 | \$10,000 | \$10,000 | \$9,000 | \$1,000 | \$0 | \$0 | \$0 |
| NHPP | 2023 | \$10,793,600 | \$10,793,600 | \$8,634,880 | \$2,158,720 | \$0 | \$0 | \$0 |
| NHPP | 2024 | \$52,043,600 | \$52,043,600 | \$41,634,880 | \$10,408,720 | \$0 | \$0 | \$0 |
| NHPP | 2025 | \$4,803,000 | \$4,803,000 | \$3,842,400 | \$960,600 | \$0 | \$0 | \$0 |
| NHPP | 2026 | \$3,712,400 | \$3,712,400 | \$2,969,920 | \$742,480 | \$0 | \$0 | \$0 |
| RAISE | 2023 | \$23,430,325 | \$23,430,325 | \$23,430,325 | \$0 | \$0 | \$0 | \$0 |
| STBG-L | 2023 | \$5,546,590 | \$2,577,990 | \$4,437,272 | \$0 | \$1,109,318 | \$0 | \$2,968,600 |
| STBG-L | 2024 | \$6,243,480 | \$2,761,600 | \$5,469,760 | \$0 | \$773,720 | \$2,374,880 | \$3,481,880 |
| STBG-L | 2025 | \$5,267,480 | \$1,757,000 | \$4,866,080 | \$0 | \$401,400 | \$3,260,480 | \$3,510,480 |
| STBG-L | 2026 | \$4,610,480 | \$1,150,000 | \$4,380,480 | \$0 | \$230,000 | \$3,460,480 | \$3,460,480 |
| STBG-S | 2023 | \$1,680,560 | \$1,680,560 | \$1,344,448 | \$336,112 | \$0 | \$0 | \$0 |
| STBG-S | 2024 | \$1,470,490 | \$1,470,490 | \$1,176,392 | \$294,098 | \$0 | \$0 | \$0 |
| STBG-S | 2025 | \$840,280 | \$840,280 | \$672,224 | \$168,056 | \$0 | \$0 | \$0 |
| STBG-S | 2026 | \$210,070 | \$210,070 | \$168,056 | \$42,014 | \$0 | \$0 | \$0 |

New

TIP Project Report

6/26/2023

| | | | |
|---------------|--------------|------------------------|--------------------|
| TIP ID | PIN # | Length in Miles | Lead Agency |
| LAM 1003 | 127267.00 | 2.6 | Morristown |

| | |
|--------------|---------------|
| State | County |
| TN | Hamblen |

| | |
|--------------------|---------------------------|
| State Route | Total Project Cost |
| | \$2,844,066 |

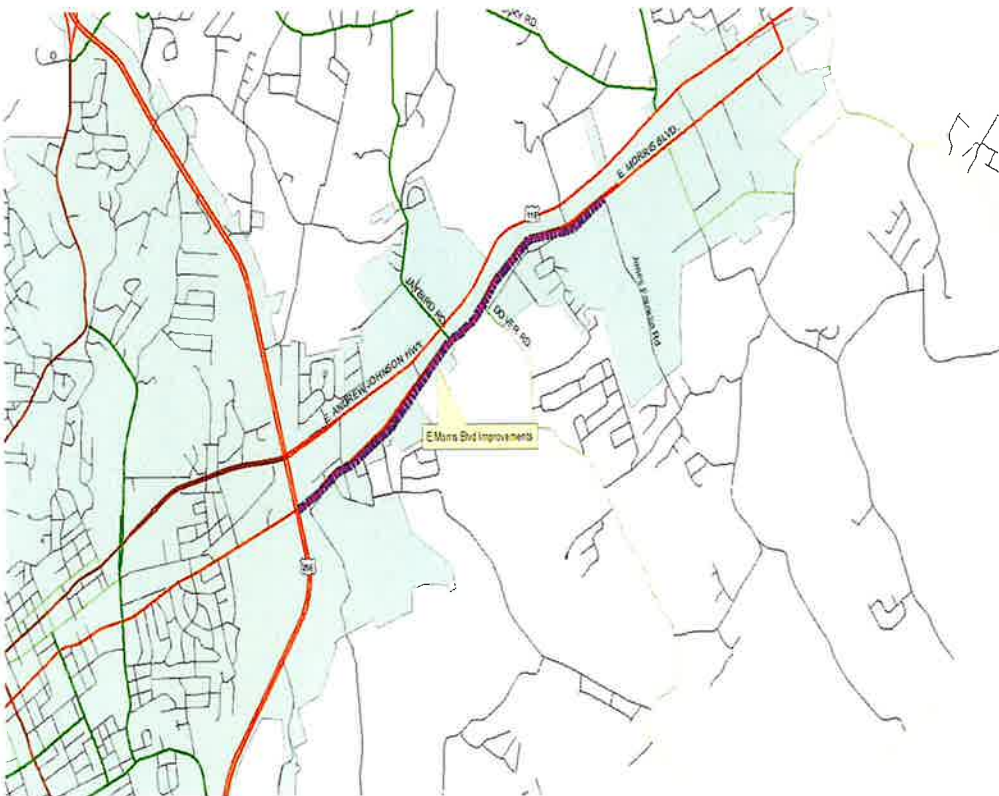
Project Name
E Morris Blvd

Termini
US 25E Davy Crockett Pkwy to 450 feet east of Jones Franklin Rd

Project Description
resurfacing, milling, grading, repaving, sidewalk ADA compliant if needed, stormwater drainage repair, ROW (if needed), signage, striping, traffic signal (if needed), ITS traffic signal improvements (tied into fibernet system, new cabinets and controllers, mast arms, radar detection, new signal heads(if needed), and pedestrian signals (if needed)

| | |
|--------------------------|--------------------------|
| Long Range Plan # | Conformity Status |
| Plan pages 11-13, 80-83 | Not Applicable |

| FY | Phase | Funding | Programmed Funds | Fed Funds | State Fund | Local Funds |
|--------------|---------------------|---------|--------------------|--------------------|------------|------------------|
| 2023 | PE-D | STBG-L | \$400,000 | \$320,000 | \$0 | \$80,000 |
| 2023 | PE-D/ROW/CONST | CRRSAA | \$0 | \$0 | \$0 | \$0 |
| 2023 | PE-N/PE-D/ROW/CONST | CRP | \$408,316 | \$326,653 | \$0 | \$81,663 |
| 2024 | CONST | STBG-L | \$1,800,000 | \$1,440,000 | \$0 | \$360,000 |
| Total | | | \$2,608,316 | \$2,086,653 | \$0 | \$521,663 |



OLD

TIP Project Report 10/6/2022

| | | | |
|--------------------|---------------------------|------------------------|--------------------|
| TIP ID | PIN # | Length in Miles | Lead Agency |
| LAM 1003 | 127267.00 | 2.6 | Morristown |
| State | County | | |
| TN | Hamblen | | |
| State Route | Total Project Cost | | |
| | \$2,844,066 | | |

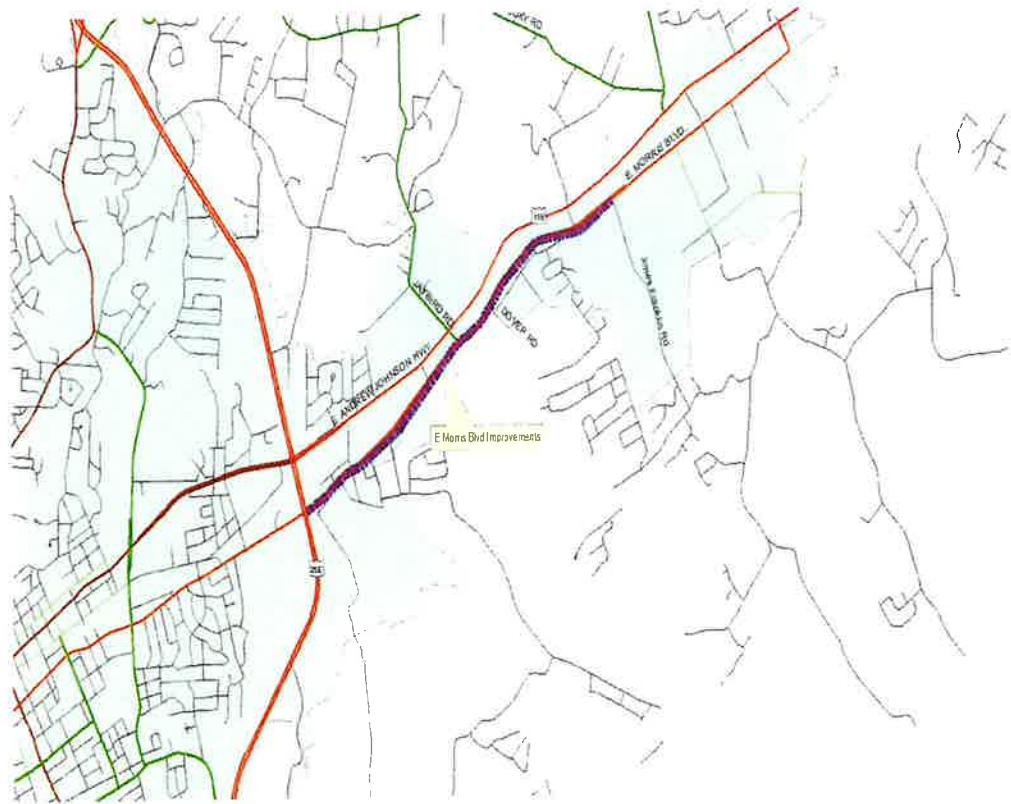
Project Name
E Morris Blvd

Termini
US 25E Davy Crockett Pkwy to 450 feet east of Jones Franklin Rd

Project Description
resurfacing, milling, grading, repaving, sidewalk ADA compliant if needed, stormwater drainage repair, ROW (if needed), signage, striping, traffic signal (if needed), ITS traffic signal improvements (tied into fibernet system, new cabinets and controllers, mast arms, radar detection, new signal heads(if needed), and pedestrian signals (if needed)

| | |
|--------------------------|--------------------------|
| Long Range Plan # | Conformity Status |
| Plan pages 11-13, 80-83 | Not Applicable |

| FY | Phase | Funding | Programmed Funds | Fed Funds | State Fund | Local Funds |
|--------------|----------------|---------|--------------------|--------------------|------------|------------------|
| 2023 | PE-D | STBG-L | \$400,000 | \$320,000 | \$0 | \$80,000 |
| 2023 | PE-D/ROW/CONST | CRRSAA | \$245,066 | \$245,066 | \$0 | \$0 |
| 2024 | CONST | STBG-L | \$1,800,000 | \$1,440,000 | \$0 | \$360,000 |
| Total | | | \$2,445,066 | \$2,005,066 | \$0 | \$440,000 |



NEW

TIP Project Report 6/26/2023

| | | | |
|--------------------|---------------------------|------------------------|--------------------|
| TIP ID | PIN # | Length in Miles | Lead Agency |
| LAM 1010 | 127680.00 | 0.2 | Morristown |
| State | County | | |
| TN | Hamblen | | |
| State Route | Total Project Cost | | |
| | \$1,934,000 | | |

Project Name
Central Church Rd improvements

Termini
US Hwy 11E to Connie St

Project Description
Widen from 2 to 3 lanes (2 thru lanes with center turn lane) curb and gutter, stormwater drainage improvements, ADA compliant sidewalks (if needed), signage, striping, ROW (if needed), ITS traffic signal improvements (tied into fibernet system, new cabinets and/or controllers, mast arms, radar detection, new signal heads(if needed) and pedestrian signals (if needed)

| | |
|--------------------------|--------------------------|
| Long Range Plan # | Conformity Status |
| 2055 | Not Applicable |

| FY | Phase | Funding | Programmed Funds | Fed Funds | State Fund | Local Funds |
|--------------|---------------------|---------|--------------------|--------------------|------------|------------------|
| 2023 | PE-D | STBG-L | \$200,000 | \$160,000 | \$0 | \$40,000 |
| 2024 | ROW | STBG-L | \$500,000 | \$400,000 | \$0 | \$100,000 |
| 2025 | CONST | STBG-L | \$1,000,000 | \$800,000 | \$0 | \$200,000 |
| 2026 | PE-N/PE-D/ROW/CONST | CRP | \$218,799 | \$175,039 | \$0 | \$43,760 |
| Total | | | \$1,918,799 | \$1,535,039 | \$0 | \$383,760 |



OLD

TIP Project Report 10/6/2022

| | | | |
|--|---------------------------|------------------------|--------------------|
| TIP ID | PIN # | Length in Miles | Lead Agency |
| LAM 1010 | 127680.00 | 0.2 | Morristown |
| State | County | | |
| TN | Hamblen | | |
| State Route | Total Project Cost | | |
| | \$1,934,000 | | |
| Project Name | | | |
| Central Church Rd improvements | | | |
| Termini | | | |
| US Hwy 11E to Connie St | | | |
| Project Description | | | |
| Widen from 2 to 3 lanes (2 thru lanes with center turn lane) curb and gutter, stormwater drainage improvements, ADA compliant sidewalks (if needed), signage, striping, ROW (if needed), ITS traffic signal improvements (tied into fibernet system, new cabinets and/or controllers, mast arms, radar detection, new signal heads(if needed) and pedestrian signals (if needed) | | | |
| Long Range Plan # | Conformity Status | | |
| 2055 | Not Applicable | | |

| FY | Phase | Funding | Programmed Funds | Fed Funds | State Fund | Local Funds |
|--------------|-------|---------|--------------------|--------------------|------------|------------------|
| 2023 | PE-D | STBG-L | \$200,000 | \$160,000 | \$0 | \$40,000 |
| 2024 | ROW | STBG-L | \$500,000 | \$400,000 | \$0 | \$100,000 |
| 2025 | CONST | STBG-L | \$1,000,000 | \$800,000 | \$0 | \$200,000 |
| Total | | | \$1,700,000 | \$1,360,000 | \$0 | \$340,000 |



New

TIP Project Report

6/26/2023

| | | | |
|--------------------|---------------------------|------------------------|--------------------|
| TIP ID | PIN # | Length in Miles | Lead Agency |
| LAM 3022 | | 2.43 | Jefferson City |
| State | County | | |
| TN | Jefferson | | |
| State Route | Total Project Cost | | |
| | \$1,100,500 | | |

Project Name
 Old Andrew Johnson Hwy Resurfacing

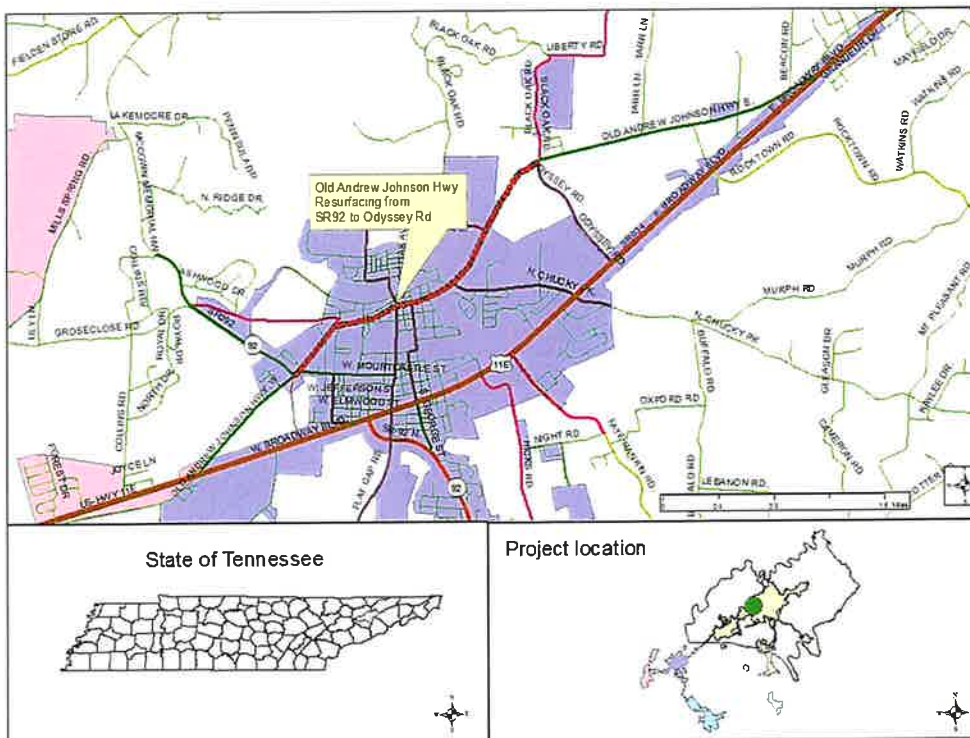
Termini
 SR92(northbound) TO ODYSSEY RD/ CITY CORPORATION BOUNDARY

Project Description
 Resurface Old Andrew Johnson Hwy including milling, grading, repaving, sidewalk ADA compliant if needed, striping, signage, stormwater drainage repair (if needed). It may include ITS traffic signal improvements (if needed) (such as tied into fiber-wire system, new cabinets and/or controllers, radar, video, and/or loop detection, new signal heads and/or pedestrian signals) (if needed)

| | |
|--------------------------|--------------------------|
| Long Range Plan # | Conformity Status |
| Plan pages 11-13, 80-83 | Exempt |

| FY | Phase | Funding | Programmed Funds | Fed Funds | State Fund | Local Funds |
|--------------|---------------------|---------|--------------------|--------------------|------------|------------------|
| 2023 | PE-N/PE-D/ROW/CONST | CRRSAA | \$0 | \$0 | \$0 | \$0 |
| 2023 | PE-N/PE-D/ROW/CONST | STBG-L | \$1,000,500 | \$800,400 | \$0 | \$200,100 |
| 2024 | PE-N/PE-D/ROW/CONST | CRP | \$210,303 | \$168,242 | \$0 | \$42,061 |
| 2025 | PE-N/PE-D/ROW/CONST | CRP | \$214,509 | \$171,607 | \$0 | \$42,902 |
| Total | | | \$1,425,312 | \$1,140,249 | \$0 | \$285,063 |

Old Andrew Johnson Hwy Resurfacing Jefferson City TN



OLD

TIP Project Report 10/6/2022

| | | | |
|--------------------|---------------------------|------------------------|--------------------|
| TIP ID | PIN # | Length in Miles | Lead Agency |
| LAM 3022 | | 2.43 | Jefferson City |
| State | County | | |
| TN | Jefferson | | |
| State Route | Total Project Cost | | |
| | \$1,100,500 | | |

Project Name
Old Andrew Johnson Hwy Resurfacing

Termini
SR92(northbound) TO ODYSSEY RD/ CITY CORPORATION BOUNDARY

Project Description
Resurface Old Andrew Johnson Hwy including milling, grading, repaving, sidewalk ADA compliant if needed, striping, signage, stormwater drainage repair (if needed). It may include ITS traffic signal improvements (if needed) (such as tied into fiber-wire system, new cabinets and/or controllers, radar, video, and/or loop detection, new signal heads and/or pedestrian signals) (if needed)

Long Range Plan #
Plan pages 11-13, 80-83

Conformity Status
Exempt

| FY | Phase | Funding | Programmed Funds | Fed Funds | State Fund | Local Funds |
|--------------|---------------------|---------|--------------------|------------------|------------|------------------|
| 2023 | PE-N/PE-D/ROW/CONST | CRRSAA | \$100,000 | \$100,000 | \$0 | \$0 |
| 2023 | PE-N/PE-D/ROW/CONST | STBG-L | \$1,000,500 | \$800,400 | \$0 | \$200,100 |
| Total | | | \$1,100,500 | \$900,400 | \$0 | \$200,100 |

Old Andrew Johnson Hwy Resurfacing Jefferson City TN

