

Lakeway Area Metropolitan Transportation Planning Organization (LAMTPO)
 Morristown, TN – Jefferson City, TN – White Pine, TN – Hamblen County, TN – Jefferson County, TN

April 16, 2021

Brian Hurst
 Tennessee Dept of Transportation
 James K. Polk Bldg, Suite 600
 505 Deaderick St
 Nashville, Tennessee 37243-0341

RE: FFY2020-2023 TIP Modifications 1003 E Morris Blvd resurfacing
 3022 Old Andrew Johnson Hwy resurfacing

Dear Brian Hurst:

Enclosed are copies of the FFY 2020-2023 TIP modification pages for:

1. Morristown, Hamblen County, TN project IDs 1003 E. Morris Blvd resurfacing project; and
2. Jefferson City, Jefferson County, project ID 3022 Old Andrew Johnson Highway resurfacing.

This modification is just adding the additional CRRSAA funds to the two (2) projects, and the breakdown of funds is shown in the table below.

Project ID	Project Name	Phase	Funding Type	Federal Funds	State Funds	Local Funds	Total Funds
1003	E Morris Blvd	PE-D, ROW, CONST	CRRSAA	\$245,066.00	\$0.00	\$0.00	\$245,066.00
3022	Old Andrew Johnson Hwy	PE-N, PE-D, ROW, CONST	CRRSAA	\$100,000.00	\$0.00	\$0.00	\$100,000.00
TOTALS				\$345,066.00	\$0.00	\$0.00	\$345,066.00

The other changes to the FFY2020-2023 TIP document are as follows:

1. Page v Added abbreviation of CRRSAA (Coronavirus Response and Relief Supplemental Appropriations Act; and HIP, Highway Infrastructure Programs
2. Pages 5-14, 5-16, 5-18 Added CRRSAA funds to the tables
3. Page 7-2 added CRRSAA and HIP to the abbreviation table
4. Page 7-6 TIP page for project 1003
5. Page 7-15 TIP page for project 3022

This change does not affect the air quality conformity determination, and the TIP is financially constrained. The financial tables are updated accordingly.

If there are any questions or concerns that you may have, please feel free to contact me at 423-581-6277. Thank you for your time and cooperation.

Sincerely,



Rich DesGroseilliers, GISP
MTPO Coordinator
100 W. 1st North St
Morristown, TN 37814
423-581-6277
423-585-4679
richd@mymorristown.com

New

LIST OF ABBREVIATIONS

Abbreviation	Full Name Description
3-C	Continuing, Cooperative, and Comprehensive planning process
ACS	American Community Survey
ADA	Americans with Disabilities Act
ADHS	Appalachian Development Highway System
AQ	Air Quality
CAA	Clean Air Act
CFR	Code of Federal Regulations
CMAQ	Congestion Mitigation and Air Quality Improvement Program
CPG	Consolidated Planning Grant
CRIT	Critical Trips Program (Demand Response in Urban Areas)
CRRSAA	Coronavirus Response and Relief Supplemental Appropriations Act
CTPP	Census Transportation Planning Products
DBE	Disadvantaged Business Enterprise
EPA	Environmental Protection Agency
ETDD	East Tennessee Development District
ETHRA	East Tennessee Human Resources Agency
FAF	Freight Analysis Framework
FAST Act	Fixing America's Surface Transportation Act
FFY	Federal Fiscal Year (from October 1 to September 30)
FHWA	Federal Highway Administration
FTA	Federal Transit Administration
FTA Section 5303	FTA Section 5303 Metropolitan Transportation Planning (5303)
FTA Section 5307	FTA Section 5307 Urbanized Area Formula Grants (5307)
FTA Section 5309	FTA Section 5309 Capital Investments Grant
FTA Section 5310	FTA Section 5310 Enhanced Mobility of Seniors & Individuals with Disabilities
FTA Section 5311	FTA Section 5311 Rural Areas Formula Grant
FTA Section 5312	FTA Section 5312 Public Transportation Innovation
FTA Section 5324	FTA Section 5324 Emergency Relief
FTA Section 5337	FTA Section 5337 State of Good Repair
FTA Section 5339	FTA Section 5339 Bus and Bus Facilities
FRA	Federal Railroad Administration
FY	Fiscal Year
GIS	Geographic Information Systems
GPS	Geographical Positioning System
HIP	Highway Infrastructure Programs

22

LIST OF ABBREVIATIONS

Abbreviation	Full Name Description
3-C	Continuing, Cooperative, and Comprehensive planning process
ACS	American Community Survey
ADA	Americans with Disabilities Act
ADHS	Appalachian Development Highway System
AQ	Air Quality
CAA	Clean Air Act
CFR	Code of Federal Regulations
CMAQ	Congestion Mitigation and Air Quality Improvement Program
CPG	Consolidated Planning Grant
CRIT	Critical Trips Program (Demand Response in Urban Areas)
CTPP	Census Transportation Planning Products
DBE	Disadvantaged Business Enterprise
EPA	Environmental Protection Agency
ETDD	East Tennessee Development District
ETHRA	East Tennessee Human Resources Agency
FAF	Freight Analysis Framework
FAST Act	Fixing America's Surface Transportation Act
FFY	Federal Fiscal Year (from October 1 to September 30)
FHWA	Federal Highway Administration
FTA	Federal Transit Administration
FTA Section 5303	FTA Section 5303 Metropolitan Transportation Planning (5303)
FTA Section 5307	FTA Section 5307 Urbanized Area Formula Grants (5307)
FTA Section 5309	FTA Section 5309 Capital Investments Grant
FTA Section 5310	FTA Section 5310 Enhanced Mobility of Seniors & Individuals with Disabilities
FTA Section 5311	FTA Section 5311 Rural Areas Formula Grant
FTA Section 5312	FTA Section 5312 Public Transportation Innovation
FTA Section 5324	FTA Section 5324 Emergency Relief
FTA Section 5337	FTA Section 5337 State of Good Repair
FTA Section 5339	FTA Section 5339 Bus and Bus Facilities
FRA	Federal Railroad Administration
FY	Fiscal Year
GIS	Geographic Information Systems
GPS	Geographical Positioning System
HPP	High Priority Project
HSIP	Highway Safety Improvement Program

Financial Constraint of the FFY2020-2023 TIP.

The tables that follow will illustrate the anticipated funding for all projects within the LAMTPO MPA.
Table 5-13. FFY2020-2021 Revenue Summary for the LAMTPO MPA.

NOTE: The local match for FTA Sections 5310 and 5339 contains both local and/or state-aided funds

Revenues Funding Code	FFY2020				FFY2021				Totals\$
	Federals\$	State\$	Locals\$	Totals\$	Federals\$	State\$	Locals\$	Totals\$	
ACSTBG	\$0.00	\$0.00	\$0.00	\$0.00	\$0.00	\$0.00	\$0.00	\$0.00	\$0.00
CMAQ	\$0.00	\$0.00	\$0.00	\$0.00	\$0.00	\$0.00	\$0.00	\$0.00	\$0.00
CMAQ - PM 2.5	\$0.00	\$0.00	\$0.00	\$0.00	\$0.00	\$0.00	\$0.00	\$0.00	\$0.00
CRRSAA	\$0.00	\$0.00	\$0.00	\$0.00	\$345,066.00	\$0.00	\$0.00	\$345,066.00	\$345,066.00
HPP (local)	\$0.00	\$0.00	\$0.00	\$0.00	\$0.00	\$0.00	\$0.00	\$0.00	\$0.00
HSIP	\$2,362,500.00	\$262,500.00	\$0.00	\$2,625,000.00	\$1,968,750.00	\$218,750.00	\$0.00	\$2,187,500.00	\$2,187,500.00
HSIP-R	\$5,738.00	\$637.00	\$0.00	\$6,375.00	\$4,725.00	\$525.00	\$0.00	\$5,250.00	\$5,250.00
NHPP	\$9,823,958.00	\$2,455,989.00	\$0.00	\$12,279,947.00	\$4,000,000.00	\$1,000,000.00	\$0.00	\$5,000,000.00	\$5,000,000.00
PHSIP	\$3,000,000.00	\$0.00	\$0.00	\$3,000,000.00	\$34,688.00	\$0.00	\$0.00	\$34,688.00	\$34,688.00
R-NHPP	\$176,042.00	\$44,011.00	\$0.00	\$220,053.00	\$0.00	\$0.00	\$0.00	\$0.00	\$0.00
SRTS	\$0.00	\$0.00	\$0.00	\$0.00	\$0.00	\$0.00	\$0.00	\$0.00	\$0.00
State Aid	\$0.00	\$0.00	\$0.00	\$0.00	\$0.00	\$0.00	\$0.00	\$0.00	\$0.00
STBG- State	\$720,000.00	\$180,000.00	\$0.00	\$900,000.00	\$372,000.00	\$93,000.00	\$0.00	\$465,000.00	\$465,000.00
STBG -Local	\$5,433,312.80	\$0.00	\$1,358,328.20	\$6,791,641.00	\$3,787,809.33	\$0.00	\$946,952.33	\$4,734,761.66	\$4,734,761.66
TAP	\$0.00	\$0.00	\$0.00	\$0.00	\$0.00	\$0.00	\$0.00	\$0.00	\$0.00
FTA Sect. 5307 Transit (Operating)	\$750,000.00	\$0.00	\$411,000.00	\$1,161,000.00	\$772,500.00	\$0.00	\$433,500.00	\$1,206,000.00	\$1,206,000.00
FTA Sect. 5307 Transit (Capital)	\$120,000.00	\$0.00	\$30,000.00	\$150,000.00	\$123,600.00	\$0.00	\$30,900.00	\$154,500.00	\$154,500.00
FTA Sect. 5310	\$100,000.00	\$0.00	\$25,000.00	\$125,000.00	\$175,817.00	\$0.00	\$43,954.00	\$219,771.00	\$219,771.00
FTA Sect. 5339	\$107,818.00	\$0.00	\$26,954.50	\$134,772.50	\$271,712.00	\$0.00	\$113,884.75	\$385,596.75	\$385,596.75
State CRIT/ UROP	\$0.00	\$339,000.00	\$0.00	\$339,000.00	\$0.00	\$339,000.00	\$0.00	\$339,000.00	\$339,000.00
Revenue Totals	\$22,599,368.80	\$3,282,137.00	\$1,851,282.70	\$27,732,788.50	\$11,856,667.33	\$1,651,275.00	\$1,569,191.08	\$15,077,133.41	\$15,077,133.41

Financial Constraint of the FFY2020-2023 TIP.

The tables that follow will illustrate the anticipated funding for all projects within the LAMTPO MPA.
Table 5-13. FFY2020-2021 Revenue Summary for the LAMTPO MPA.

Revenues Funding Code	FFY2020				FFY2021			
	Federal\$	State\$	Locals	Totals	Federal\$	State\$	Locals	Totals
ACSTBG	\$0.00	\$0.00	\$0.00	\$0.00	\$0.00	\$0.00	\$0.00	\$0.00
CMAQ	\$0.00	\$0.00	\$0.00	\$0.00	\$0.00	\$0.00	\$0.00	\$0.00
CMAQ – PM 2.5	\$0.00	\$0.00	\$0.00	\$0.00	\$0.00	\$0.00	\$0.00	\$0.00
HPP (local)	\$0.00	\$0.00	\$0.00	\$0.00	\$0.00	\$0.00	\$0.00	\$0.00
HSIP	\$2,362,500.00	\$262,500.00	\$0.00	\$2,625,000.00	\$1,968,750.00	\$218,750.00	\$0.00	\$2,187,500.00
HSIP-R	\$5,738.00	\$637.00	\$0.00	\$6,375.00	\$4,725.00	\$525.00	\$0.00	\$5,250.00
NHPP	\$9,823,958.00	\$2,455,989.00	\$0.00	\$12,279,947.00	\$4,000,000.00	\$1,000,000.00	\$0.00	\$5,000,000.00
PHSIP	\$3,000,000.00	\$0.00	\$0.00	\$3,000,000.00	\$34,688.00	\$0.00	\$0.00	\$34,688.00
R-NHPP	\$176,042.00	\$44,011.00	\$0.00	\$220,053.00	\$0.00	\$0.00	\$0.00	\$0.00
SRTS	\$0.00	\$0.00	\$0.00	\$0.00	\$0.00	\$0.00	\$0.00	\$0.00
State Aid	\$0.00	\$0.00	\$0.00	\$0.00	\$0.00	\$0.00	\$0.00	\$0.00
STBG- State	\$720,000.00	\$180,000.00	\$0.00	\$900,000.00	\$372,000.00	\$93,000.00	\$0.00	\$465,000.00
STBG -Local	\$5,433,312.80	\$0.00	\$1,358,328.20	\$6,791,641.00	\$3,787,809.33	\$0.00	\$946,952.33	\$4,734,761.66
TAP	\$0.00	\$0.00	\$0.00	\$0.00	\$0.00	\$0.00	\$0.00	\$0.00
FTA Sect. 5307 Transit (Operating)	\$750,000.00	\$0.00	\$411,000.00	\$1,161,000.00	\$772,500.00	\$0.00	\$433,500.00	\$1,206,000.00
FTA Sect. 5307 Transit (Capital)	\$120,000.00	\$0.00	\$30,000.00	\$150,000.00	\$123,600.00	\$0.00	\$30,900.00	\$154,500.00
FTA Sect. 5310	\$100,000.00	\$0.00	\$25,000.00	\$125,000.00	\$175,817.00	\$0.00	\$43,954.00	\$219,771.00
FTA Sect. 5339	\$107,818.00	\$0.00	\$26,954.50	\$134,772.50	\$271,712.00	\$0.00	\$113,884.75	\$385,596.75
State CRIT/ UROP	\$0.00	\$339,000.00	\$0.00	\$339,000.00	\$0.00	\$339,000.00	\$0.00	\$339,000.00
Revenue Totals	\$22,599,368.80	\$3,282,137.00	\$1,851,282.70	\$27,732,788.50	\$11,511,601.33	\$1,651,275.00	\$1,569,191.08	\$14,732,067.41

NOTE: The local match for FTA Sections 5310 and 5339 contains both local and/or state-aided funds

Table 5-15. FFY2020-2021 Programmed Expenditures within the LAMTPO MPA.

Expenditures Funding Code	FFY2020				FFY2021				Totals\$
	Federals\$	States\$	Locals\$	Totals\$	Federals\$	States\$	Locals\$	Totals\$	
ACSTBG	\$0.00	\$0.00	\$0.00	\$0.00	\$0.00	\$0.00	\$0.00	\$0.00	\$0.00
CMAQ	\$0.00	\$0.00	\$0.00	\$0.00	\$0.00	\$0.00	\$0.00	\$0.00	\$0.00
CMAQ - PM 2.5	\$0.00	\$0.00	\$0.00	\$0.00	\$0.00	\$0.00	\$0.00	\$0.00	\$0.00
CRRSAA	\$0.00	\$0.00	\$0.00	\$0.00	\$345,066.00	\$0.00	\$0.00	\$345,066.00	\$0.00
HPP (local)	\$0.00	\$0.00	\$0.00	\$0.00	\$0.00	\$0.00	\$0.00	\$0.00	\$0.00
HSIP	\$2,362,500.00	\$262,500.00	\$0.00	\$2,625,000.00	\$1,968,750.00	\$218,750.00	\$0.00	\$2,187,500.00	\$2,187,500.00
HSIP-R	\$5,738.00	\$637.00	\$0.00	\$6,375.00	\$4,725.00	\$0.00	\$0.00	\$5,250.00	\$5,250.00
NHPP	\$9,823,958.00	\$2,455,989.00	\$0.00	\$12,279,947.00	\$4,000,000.00	\$1,000,000.00	\$0.00	\$5,000,000.00	\$5,000,000.00
PHSIP	\$3,000,000.00	\$0.00	\$0.00	\$3,000,000.00	\$34,688.00	\$0.00	\$0.00	\$34,688.00	\$34,688.00
R-NHPP	\$176,042.00	\$44,011.00	\$0.00	\$220,053.00	\$0.00	\$0.00	\$0.00	\$0.00	\$0.00
SRTS	\$0.00	\$0.00	\$0.00	\$0.00	\$0.00	\$0.00	\$0.00	\$0.00	\$0.00
State Aid	\$0.00	\$0.00	\$0.00	\$0.00	\$0.00	\$0.00	\$0.00	\$0.00	\$0.00
STBG- State	\$720,000.00	\$180,000.00	\$0.00	\$900,000.00	\$372,000.00	\$93,000.00	\$0.00	\$465,000.00	\$465,000.00
STBG -Local	\$2,365,503.47	\$0.00	\$591,375.87	\$2,956,879.34	\$716,505.49	\$179,126.37	\$0.00	\$895,631.86	\$895,631.86
TAP	\$0.00	\$0.00	\$0.00	\$0.00	\$0.00	\$0.00	\$0.00	\$0.00	\$0.00
FTA Sect. 5307 Transit (Operating)	\$750,000.00	\$0.00	\$411,000.00	\$1,161,000.00	\$772,500.00	\$0.00	\$433,500.00	\$1,206,000.00	\$1,206,000.00
FTA Sect. 5307 Transit (Capital)	\$120,000.00	\$0.00	\$30,000.00	\$150,000.00	\$123,600.00	\$0.00	\$30,900.00	\$154,500.00	\$154,500.00
FTA Sect. 5310	\$100,000.00	\$0.00	\$25,000.00	\$125,000.00	\$175,817.00	\$0.00	\$43,954.00	\$219,771.00	\$219,771.00
FTA Sect. 5339	-\$107,818.00	\$0.00	\$26,954.50	\$134,772.50	\$271,712.00	\$0.00	\$113,864.75	\$385,596.75	\$385,596.75
State CRIT/ UROP	\$0.00	\$339,000.00	\$0.00	\$339,000.00	\$0.00	\$339,000.00	\$0.00	\$339,000.00	\$339,000.00
Revenue Totals	\$19,531,559.47	\$3,282,137.00	\$1,084,330.37	\$23,898,026.84	\$8,785,363.49	\$1,651,275.00	\$801,345.12	\$11,238,003.61	\$11,238,003.61

NOTE: The local match for FTA Sections 5310 and 5339 contains both local and/or state-aided funds

2020

Table 5-15. FFY2020-2021 Programmed Expenditures within the LAMTPO MPA.

Expenditures Funding Code	FFY2020			FFY2021			Totals\$	Locals\$	Totals\$
	Federals\$	States\$	Locals\$	Federals\$	States\$	Locals\$			
ACSTBG	\$0.00	\$0.00	\$0.00	\$0.00	\$0.00	\$0.00	\$0.00	\$0.00	\$0.00
CMAQ	\$0.00	\$0.00	\$0.00	\$0.00	\$0.00	\$0.00	\$0.00	\$0.00	\$0.00
CMAQ – PM 2.5	\$0.00	\$0.00	\$0.00	\$0.00	\$0.00	\$0.00	\$0.00	\$0.00	\$0.00
HPP (local)	\$0.00	\$0.00	\$0.00	\$0.00	\$0.00	\$0.00	\$0.00	\$0.00	\$0.00
HSIP	\$2,362,500.00	\$262,500.00	\$0.00	\$1,968,750.00	\$218,750.00	\$0.00	\$2,187,500.00	\$0.00	\$2,187,500.00
HSIP-R	\$5,738.00	\$637.00	\$0.00	\$4,725.00	\$525.00	\$0.00	\$5,250.00	\$0.00	\$5,250.00
NHPP	\$9,823,958.00	\$2,455,989.00	\$0.00	\$4,000,000.00	\$1,000,000.00	\$0.00	\$5,000,000.00	\$0.00	\$5,000,000.00
PHSIP	\$3,000,000.00	\$0.00	\$0.00	\$34,688.00	\$0.00	\$0.00	\$34,688.00	\$0.00	\$34,688.00
R-NHPP	\$176,042.00	\$44,011.00	\$0.00	\$0.00	\$0.00	\$0.00	\$0.00	\$0.00	\$0.00
SRTS	\$0.00	\$0.00	\$0.00	\$0.00	\$0.00	\$0.00	\$0.00	\$0.00	\$0.00
State Aid	\$0.00	\$0.00	\$0.00	\$0.00	\$0.00	\$0.00	\$0.00	\$0.00	\$0.00
STBG- State	\$720,000.00	\$180,000.00	\$0.00	\$372,000.00	\$93,000.00	\$0.00	\$465,000.00	\$0.00	\$465,000.00
STBG -Local	\$2,365,503.47	\$0.00	\$591,375.87	\$716,505.49	\$0.00	\$179,126.37	\$895,631.86	\$0.00	\$895,631.86
TAP	\$0.00	\$0.00	\$0.00	\$0.00	\$0.00	\$0.00	\$0.00	\$0.00	\$0.00
FTA Sect. 5307 Transit (Operating)	\$750,000.00	\$0.00	\$411,000.00	\$772,500.00	\$0.00	\$433,500.00	\$1,206,000.00	\$0.00	\$1,206,000.00
FTA Sect. 5307 Transit (Capital)	\$120,000.00	\$0.00	\$30,000.00	\$123,600.00	\$0.00	\$30,900.00	\$154,500.00	\$0.00	\$154,500.00
FTA Sect. 5310	\$100,000.00	\$0.00	\$25,000.00	\$175,817.00	\$0.00	\$43,954.00	\$219,771.00	\$0.00	\$219,771.00
FTA Sect. 5339	\$107,818.00	\$0.00	\$26,954.50	\$271,712.00	\$0.00	\$113,864.75	\$385,596.75	\$0.00	\$385,596.75
State CRIT/ UROP	\$0.00	\$339,000.00	\$0.00	\$0.00	\$339,000.00	\$0.00	\$339,000.00	\$0.00	\$339,000.00
Revenue Totals	\$19,531,559.47	\$3,282,137.00	\$1,084,330.37	\$8,440,297.49	\$1,651,275.00	\$801,345.12	\$10,892,937.61	\$801,345.12	\$10,892,937.61

NOTE: The local match for FTA Sections 5310 and 5339 contains both local and/or state-aided funds

5-17. FFY2020-2023 TIP Revenues Minus Expenditures, To Demonstrate Financial Constraint By Federal Fiscal Year.

Funding Code	FFY2020			FFY2021			FFY2022			FFY2023		
	Revenue Totals\$	Expenditure Totals\$	Remaining Funds	Revenue Totals\$	Expenditure Totals\$	Remaining Funds	Revenue Totals\$	Expenditure Totals\$	Remaining Funds	Revenue Totals\$	Expenditure Totals\$	Remaining Funds
ACSTBG	\$0.00	\$0.00	\$0.00	\$0.00	\$0.00	\$0.00	\$0.00	\$0.00	\$0.00	\$0.00	\$0.00	\$0.00
CMAQ	\$0.00	\$0.00	\$0.00	\$0.00	\$0.00	\$0.00	\$0.00	\$0.00	\$0.00	\$0.00	\$0.00	\$0.00
CMAQ - PM 2.5	\$0.00	\$0.00	\$0.00	\$0.00	\$0.00	\$0.00	\$0.00	\$0.00	\$0.00	\$0.00	\$0.00	\$0.00
CRRSAA	\$0.00	\$0.00	\$0.00	\$345,066.00	\$345,066.00	\$0.00	\$0.00	\$0.00	\$0.00	\$0.00	\$0.00	\$0.00
HPP (local)	\$0.00	\$0.00	\$0.00	\$0.00	\$0.00	\$0.00	\$0.00	\$0.00	\$0.00	\$0.00	\$0.00	\$0.00
HSIP	\$2,625,000.00	\$2,625,000.00	\$0.00	\$2,187,500.00	\$2,187,500.00	\$0.00	\$1,312,500.00	\$1,312,500.00	\$0.00	\$875,000.00	\$875,000.00	\$0.00
HSIP-R	\$6,375.00	\$6,375.00	\$0.00	\$5,250.00	\$5,250.00	\$0.00	\$2,250.00	\$2,250.00	\$0.00	\$1,125.00	\$1,125.00	\$0.00
NHPP	\$12,279,947.00	\$12,279,947.00	\$0.00	\$5,000,000.00	\$5,000,000.00	\$0.00	\$100,000.00	\$100,000.00	\$0.00	\$75,000.00	\$75,000.00	\$0.00
PHSIP	\$3,000,000.00	\$3,000,000.00	\$0.00	\$34,688.00	\$34,688.00	\$0.00	\$20,813.00	\$20,813.00	\$0.00	\$13,875.00	\$13,875.00	\$0.00
R-NHPP	\$220,053.00	\$220,053.00	\$0.00	\$0.00	\$0.00	\$0.00	\$0.00	\$0.00	\$0.00	\$0.00	\$0.00	\$0.00
SRTS	\$0.00	\$0.00	\$0.00	\$0.00	\$0.00	\$0.00	\$0.00	\$0.00	\$0.00	\$0.00	\$0.00	\$0.00
State Aid	\$0.00	\$0.00	\$0.00	\$0.00	\$0.00	\$0.00	\$0.00	\$0.00	\$0.00	\$0.00	\$0.00	\$0.00
STBG-	\$900,000.00	\$900,000.00	\$0.00	\$465,000.00	\$465,000.00	\$0.00	\$310,000.00	\$310,000.00	\$0.00	\$232,500.00	\$232,500.00	\$0.00
STBG - Local	\$6,791,641.00	\$2,956,879.34	\$3,834,761.66	\$4,734,761.66	\$895,631.86	\$3,839,129.80	\$4,739,129.80	\$4,077,918.00	\$661,211.80	\$1,561,211.80	\$1,561,211.80	\$0.00
TAP	\$0.00	\$0.00	\$0.00	\$0.00	\$0.00	\$0.00	\$0.00	\$0.00	\$0.00	\$0.00	\$0.00	\$0.00
FTA Sect. 5307 Transit (Operating)	\$1,161,000.00	\$1,161,000.00	\$0.00	\$1,206,000.00	\$1,206,000.00	\$0.00	\$1,252,350.00	\$1,252,350.00	\$0.00	\$1,300,090.50	\$1,300,090.50	\$0.00
FTA Sect. 5307 Transit (Capital)	\$150,000.00	\$150,000.00	\$0.00	\$154,500.00	\$154,500.00	\$0.00	\$159,135.00	\$159,135.00	\$0.00	\$163,909.05	\$163,909.05	\$0.00
FTA Sect. 5310	\$125,000.00	\$125,000.00	\$0.00	\$219,771.00	\$219,771.00	\$0.00	\$226,238.50	\$226,238.50	\$0.00	\$232,898.00	\$232,898.00	\$0.00
FTA Sect. 5339	\$134,772.50	\$134,772.50	\$0.00	\$385,596.75	\$385,596.75	\$0.00	\$100,000.00	\$100,000.00	\$0.00	\$100,000.00	\$100,000.00	\$0.00
State CRIT/ UROP	\$339,000.00	\$339,000.00	\$0.00	\$339,000.00	\$339,000.00	\$0.00	\$339,000.00	\$339,000.00	\$0.00	\$339,000.00	\$339,000.00	\$0.00
TOTALS	\$27,732,788.50	\$23,898,026.84	\$3,834,761.66	\$15,077,133.41	\$11,238,003.61	\$3,839,129.80	\$8,561,416.30	\$7,900,204.50	\$661,211.80	\$4,894,609.35	\$4,894,609.35	\$0.00

50

5-17. FFY2020-2023 TIP Revenues Minus Expenditures, To Demonstrate Financial Constraint By Federal Fiscal Year.

Funding Code	FFY2020			FFY2021			FFY2022			FFY2023		
	Revenue Totals\$	Expenditure Totals\$	Remaining Funds	Revenue Totals\$	Expenditure Totals\$	Remaining Funds	Revenue Totals\$	Expenditure Totals\$	Remaining Funds	Revenue Totals\$	Expenditure Totals\$	Remaining Funds
ACSTBG	\$0.00	\$0.00	\$0.00	\$0.00	\$0.00	\$0.00	\$0.00	\$0.00	\$0.00	\$0.00	\$0.00	\$0.00
CMAQ	\$0.00	\$0.00	\$0.00	\$0.00	\$0.00	\$0.00	\$0.00	\$0.00	\$0.00	\$0.00	\$0.00	\$0.00
CMAQ - PM 2.5	\$0.00	\$0.00	\$0.00	\$0.00	\$0.00	\$0.00	\$0.00	\$0.00	\$0.00	\$0.00	\$0.00	\$0.00
HPP (local)	\$0.00	\$0.00	\$0.00	\$0.00	\$0.00	\$0.00	\$0.00	\$0.00	\$0.00	\$0.00	\$0.00	\$0.00
HSIP	\$2,625,000.00	\$2,625,000.00	\$0.00	\$2,187,500.00	\$2,187,500.00	\$0.00	\$1,312,500.00	\$1,312,500.00	\$0.00	\$875,000.00	\$875,000.00	\$0.00
HSIP-R	\$6,375.00	\$6,375.00	\$0.00	\$5,250.00	\$5,250.00	\$0.00	\$2,250.00	\$2,250.00	\$0.00	\$1,125.00	\$1,125.00	\$0.00
NHPP	\$12,279,947.00	\$12,279,947.00	\$0.00	\$5,000,000.00	\$5,000,000.00	\$0.00	\$100,000.00	\$100,000.00	\$0.00	\$75,000.00	\$75,000.00	\$0.00
PHSIP	\$3,000,000.00	\$3,000,000.00	\$0.00	\$34,688.00	\$34,688.00	\$0.00	\$20,813.00	\$20,813.00	\$0.00	\$13,875.00	\$13,875.00	\$0.00
R-NHPP	\$220,053.00	\$220,053.00	\$0.00	\$0.00	\$0.00	\$0.00	\$0.00	\$0.00	\$0.00	\$0.00	\$0.00	\$0.00
SRTS	\$0.00	\$0.00	\$0.00	\$0.00	\$0.00	\$0.00	\$0.00	\$0.00	\$0.00	\$0.00	\$0.00	\$0.00
State Aid	\$0.00	\$0.00	\$0.00	\$0.00	\$0.00	\$0.00	\$0.00	\$0.00	\$0.00	\$0.00	\$0.00	\$0.00
STBG- State	\$900,000.00	\$900,000.00	\$0.00	\$465,000.00	\$465,000.00	\$0.00	\$310,000.00	\$310,000.00	\$0.00	\$232,500.00	\$232,500.00	\$0.00
STBG - Local	\$6,791,641.00	\$2,956,879.34	\$3,834,761.66	\$4,734,761.66	\$895,631.86	\$3,839,129.80	\$4,739,129.80	\$4,077,918.00	\$661,211.80	\$1,561,211.80	\$1,561,211.80	\$0.00
TAP	\$0.00	\$0.00	\$0.00	\$0.00	\$0.00	\$0.00	\$0.00	\$0.00	\$0.00	\$0.00	\$0.00	\$0.00
FTA Sect. 5307 Transit (Operating)	\$1,161,000.00	\$1,161,000.00	\$0.00	\$1,206,000.00	\$1,206,000.00	\$0.00	\$1,252,350.00	\$1,252,350.00	\$0.00	\$1,300,090.50	\$1,300,090.50	\$0.00
FTA Sect. 5307 Transit (Capital)	\$150,000.00	\$150,000.00	\$0.00	\$154,500.00	\$154,500.00	\$0.00	\$159,135.00	\$159,135.00	\$0.00	\$163,909.05	\$163,909.05	\$0.00
FTA Sect. 5310	\$125,000.00	\$125,000.00	\$0.00	\$219,771.00	\$219,771.00	\$0.00	\$226,238.50	\$226,238.50	\$0.00	\$232,898.00	\$232,898.00	\$0.00
FTA Sect. 5339 State CRIT/ UROP	\$134,772.50	\$134,772.50	\$0.00	\$385,596.75	\$385,596.75	\$0.00	\$100,000.00	\$100,000.00	\$0.00	\$100,000.00	\$100,000.00	\$0.00
TOTALS	\$27,732,788.50	\$23,898,026.84	\$3,834,761.66	\$14,732,067.41	\$10,892,937.61	\$3,839,129.80	\$8,561,416.30	\$7,900,204.50	\$661,211.80	\$4,894,609.35	\$4,894,609.35	\$0.00

NEW

Table 7-1. Description of Abbreviations Used for Projects in the FFY 2020-2023 TIP.

Abbreviation	Description
5307	FTA Section 5307 funding
5339	FTA Section 5339 funding
BRIDGE	Bridge repair and replacement
CAP	Capital Acquisition
CMAQ	Congestion Mitigation and Air Quality
CONST	Construction
CRRSAA	Coronavirus Response and Relief Supplemental Appropriations Act
ENG	Engineering/ Design
HIP	Highway Infrastructure Program
HPP	Highway Priority Project
HSIP	Highway Safety Improvement Program (HSIP)
IM	Interstate Maintenance
ITS	Intelligent Transportation System
LOCAL	Locally funded project
MAINT	Maintenance
NHFP	National Highway Freight Program
NHPP	National Highway Performance Program
OP	Operating or Operations
P/A	Purchase/ Acquire
PE-D	Preliminary Engineering Design
PE-N	Preliminary Engineering NEPA
ROW	Right-of-way
SAFETY	State aid safety funds
SIA	State Industrial Access Grant
SRTS	Safe Routes To School
State	Tennessee Department of Transportation matching funds
State-Aid	State Aid Bridge Repair/ Replacement program
STBG-EN	Surface Transportation Block Grant Enhancement
STBG-Local	Surface Transportation Block Grant-Local
STBG-State	Surface Transportation Block Grant State
TAP	Transportation Alternatives Program

OLD

Table 7-1. Description of Abbreviations Used for Projects in the FFY 2020-2023 TIP.

Abbreviation	Description
5307	FTA Section 5307 funding
5339	FTA Section 5339 funding
BRIDGE	Bridge repair and replacement
CAP	Capital Acquisition
CMAQ	Congestion Mitigation and Air Quality
CONST	Construction
ENG	Engineering/ Design
HPP	Highway Priority Project
HSIP	Highway Safety Improvement Program (HSIP)
IM	Interstate Maintenance
ITS	Intelligent Transportation System
LOCAL	Locally funded project
MAINT	Maintenance
NHFP	National Highway Freight Program
NHPP	National Highway Performance Program
OP	Operating or Operations
P/A	Purchase/ Acquire
PE-D	Preliminary Engineering Design
PE-N	Preliminary Engineering NEPA
ROW	Right-of-way
SAFETY	State aid safety funds
SIA	State Industrial Access Grant
SRTS	Safe Routes To School
State	Tennessee Department of Transportation matching funds
State-Aid	State Aid Bridge Repair/ Replacement program
STBG-EN	Surface Transportation Block Grant Enhancement
STBG-Local	Surface Transportation Block Grant-Local
STBG-State	Surface Transportation Block Grant State
TAP	Transportation Alternatives Program

New

**LAMTPO
FEDERAL FISCAL YEARS 2020-2023 TRANSPORTATION IMPROVEMENT PROGRAM**

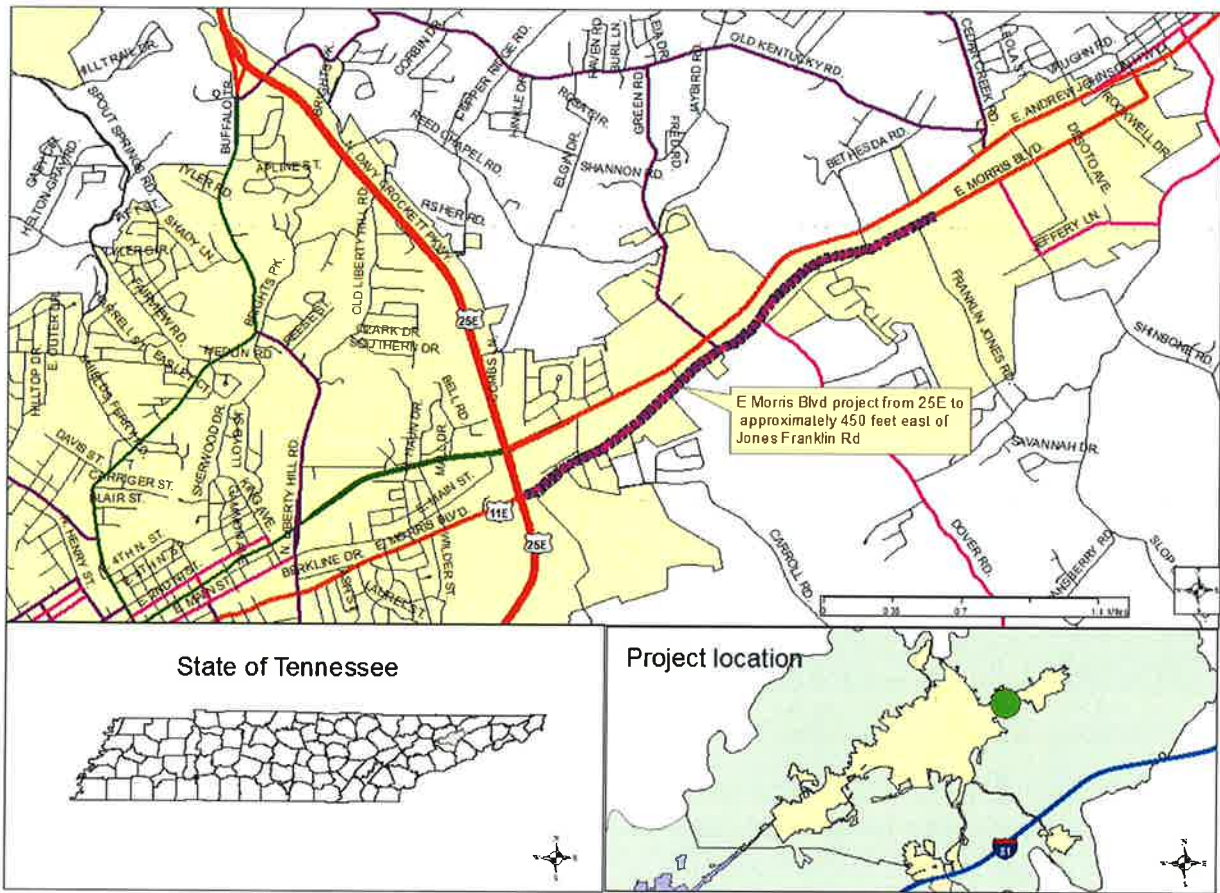
TIP #	1003	TDOT PIN#	127267.00	PRIORITY		LEAD AGENCY	Morristown
Old TIP #	1003						
COUNTY	Hamblen	LENGTH	2.6 miles	L RTP#	Consistent with Plan	Conformity Status	N.A.
ROUTE/PROJECT NAME	E Morris Blvd		TOTAL PROJECT COST	\$2,819,034.86			
TERMINI OR INTERSECTION	US 25E (Davy Crockett Pky) to 450 feet East of Jones Franklin Rd		Cost in This TIP	\$2,764,100.86			
PROJECT DESCRIPTION	Resurface E Morris Blvd which may include milling, grading, repaving, sidewalk ADA compliant if needed, stormwater drainage repair, ROW (if needed), striping, signage, and ITS traffic signal improvements (tied into fibernet system, new cabinets and/or controllers, mast arms, radar detection, new signal heads (if needed), and pedestrian signals (if needed)						

FISCAL YEAR	PHASE	FUNDING TYPE	TOTAL FUNDS	FED FUNDS	STATE FUNDS	LOCAL FUNDS
2021	PE-D	STBG-LOCAL	\$365,631.86	\$292,505.49		\$73,126.37
2021	PE-D, ROW, CONST	CRRSAA	\$245,066.00	\$245,066.00		\$0.00
2022	CONST	STBG-LOCAL	\$2,153,403.00	\$1,722,722.40		\$430,680.60

AMENDMENT #		MODIFICATION	2021-001	REMARKS	NEPA phase was completed in 2017-2020 TIP Consistent with L RTP2040 Goals 1, 6 Consistent with Roadway/ Bridge Maintenance and Various ITS and other operational improvements page 10-16
-------------	--	--------------	----------	---------	--

This project is subject to the Coronavirus Response and Relief Supplemental Appropriations Act, 2021 (CRRSAA), division M, Public Law (Pub. L. No. 116-260), enacted on December 27, 2020, and all applicable regulations and guidance."

E Morris Blvd Project

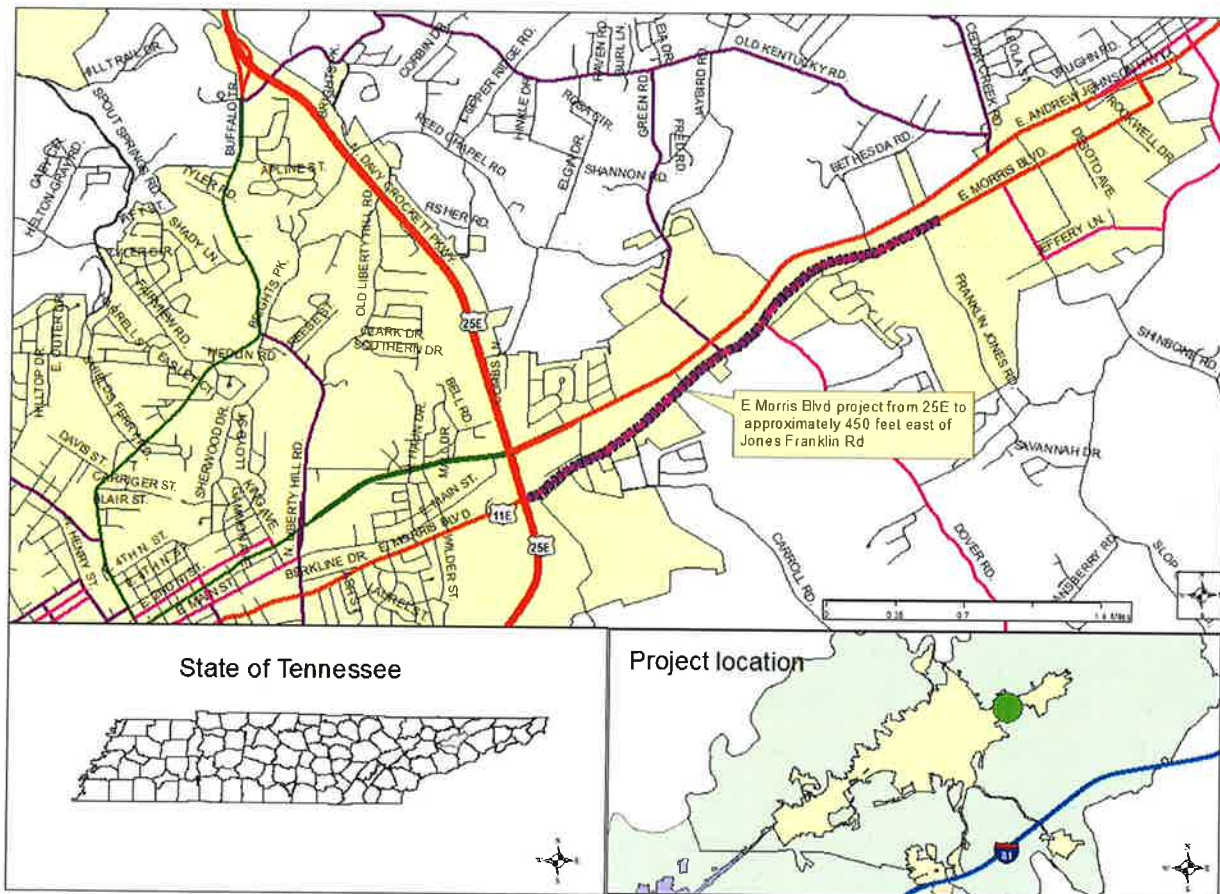


dd

**LAMTPO
FEDERAL FISCAL YEARS 2020-2023 TRANSPORTATION IMPROVEMENT PROGRAM**

TIP #	1003	TDOT PIN#	127267.00	PRIORITY		LEAD AGENCY	Morristown	
Old TIP #	1003							
COUNTY	Hamblen			LENGTH	2.6 miles	L RTP#	Consistent with Plan	
						Conformity Status	N.A.	
ROUTE/PROJECT NAME	E Morris Blvd		TOTAL PROJECT COST		\$2,819,034.86			
			Cost In This TIP		\$2,519,034.86			
TERMINI OR INTERSECTION	US 25E (Davy Crockett Pky) to 450 feet East of Jones Franklin Rd							
PROJECT DESCRIPTION	Resurface E Morris Blvd which may include milling, grading, repaving, sidewalk ADA compliant if needed, stormwater drainage repair, ROW (if needed), striping, signage, and ITS traffic signal improvements (tied into fibernet system, new cabinets and/or controllers, mast arms, radar detection, new signal heads (if needed), and pedestrian signals (if needed)							
FISCAL YEAR		PHASE	FUNDING TYPE	TOTAL FUNDS		FED FUNDS	STATE FUNDS	LOCAL FUNDS
2021		PE-D	STBG-LOCAL	\$365,631.86		\$292,505.49		\$73,126.37
2022		CONST	STBG-LOCAL	\$2,153,403.00		\$1,722,722.40		\$430,680.60
AMENDMENT #		ADJUSTMENT #		REMARKS				
				NEPA phase was completed in 2017-2020 TIP Consistent with LRTP2040 Goals 1, 6 Consistent with Roadway/ Bridge Maintenance and Various ITS and other operational improvements page 10-16				

E Morris Blvd Project



New

LAMTPO
 FEDERAL FISCAL YEARS 2020-2023 TRANSPORTATION IMPROVEMENT PROGRAM

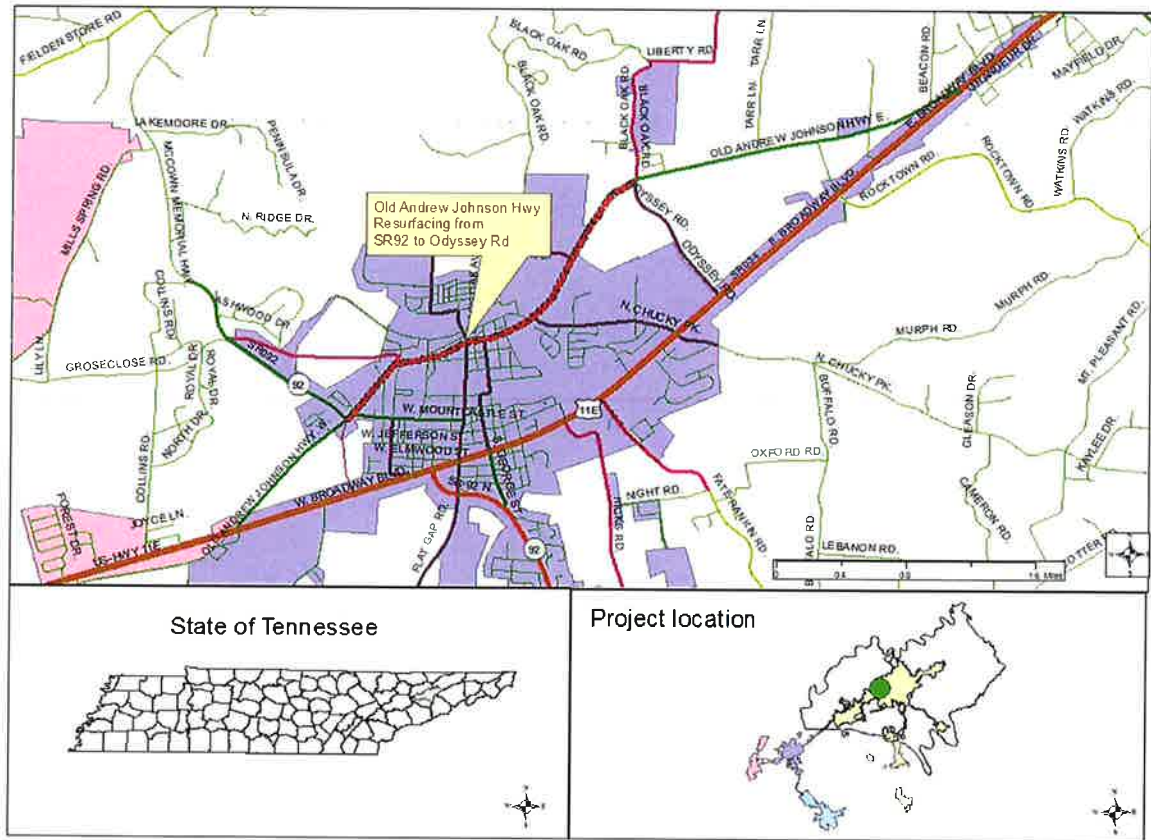
TIP #	3022	TDOT PIN#		PRIORITY		LEAD AGENCY	Jefferson City
Old TIP #	3022						
COUNTY	Jefferson	LENGTH	2.43 MILES	L RTP#	Consistent with Plan	Conformity Status	exempt
ROUTE/PROJECT NAME	Old Andrew Johnson Hwy resurfacing		TOTAL PROJECT COST	\$1,015,556.70			
			Cost In This TIP	\$1,015,556.70			
TERMINI OR INTERSECTION	SR92 TO ODYSSEY RD/ CITY CORPORATION BOUNDARY						
PROJECT DESCRIPTION	Resurface Old Andrew Johnson Hwy including milling, grading, repaving, sidewalk ADA compliant if needed, striping, signage, stormwater drainage repair (if needed). It may include ITS traffic signal improvements (if needed) (such as tied into fiber-wire system, new cabinets and/or controllers, radar or loop detection, new signal heads and/or pedestrian signals)						

FISCAL YEAR	PHASE	FUNDING TYPE	TOTAL FUNDS	FED FUNDS	STATE FUNDS	LOCAL FUNDS
2021	PE-N, PE-D, ROW, CONST	CRRSAA	\$100,000.00	\$100,000.00		\$0.00
2021	PE-N, PE-D, ROW, CONST	STBG-Local	\$915,556.70	\$732,445.36		\$183,111.34

AMENDMENT #		MODIFICATION	2021-001	REMARKS	KNOXVILLE ID 13-301 Consistent with LRTP 2040 Goals 1,6 Consistent with Roadway/ Bridge Maintenance and Various ITS and other operational improvements page 10-16
-------------	--	--------------	----------	---------	---

This project is subject to the Coronavirus Response and Relief Supplemental Appropriations Act, 2021 (CRRSAA), division M, Public Law (Pub. L. No. 116-260), enacted on December 27, 2020, and all applicable regulations and guidance.

Old Andrew Johnson Hwy Resurfacing Jefferson City TN



OLD

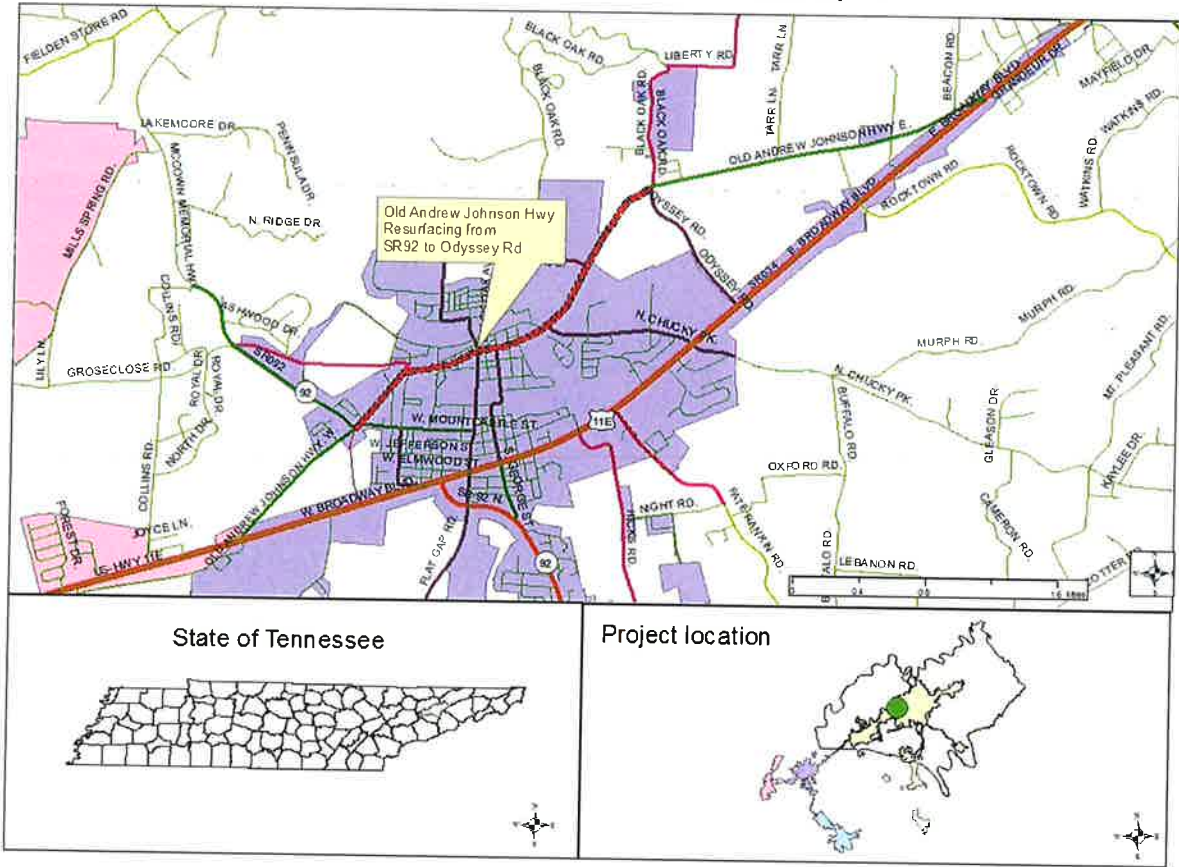
LAMTPO
 FEDERAL FISCAL YEARS 2020-2023 TRANSPORTATION IMPROVEMENT PROGRAM

TIP # 3022 TDOT PIN# PRIORITY LEAD AGENCY Jefferson City
 Old TIP # 3022
 COUNTY Jefferson LENGTH 2.43 MILES LRTP# Consistent with Plan Conformity Status exempt
 ROUTE/PROJECT NAME Old Andrew Johnson Hwy resurfacing TOTAL PROJECT COST \$915,556.70
 Cost In This TIP \$915,556.70
 TERMINI OR INTERSECTION SR92 TO ODYSSEY RD/ CITY CORPORATION BOUNDARY
 PROJECT DESCRIPTION Resurface Old Andrew Johnson Hwy including milling, grading, repaving, sidewalk ADA compliant if needed, striping, signage, stormwater drainage repair (if needed). It may include ITS traffic signal improvements (if needed) (such as tied into fiber-wire system, new cabinets and/or controllers, radar or loop detection, new signal heads and/or pedestrian signals)

FISCAL YEAR	PHASE	FUNDING TYPE	TOTAL FUNDS	FED FUNDS	STATE FUNDS	LOCAL FUNDS
2020	PE-N, PE-D, ROW, CONST	STBG-Local	\$915,556.70	\$732,445.36		\$183,111.34

AMENDMENT # ADJUSTMENT # REMARKS KNOXVILLE ID 13-301
Consistent with LRTP 2040 Goals 1,6
Consistent with Roadway/ Bridge Maintenance and
Various ITS and other operational improvements page 10-16

Old Andrew Johnson Hwy Resurfacing Jefferson City TN





**STATE OF TENNESSEE
DEPARTMENT OF TRANSPORTATION**

COMMISSIONER'S OFFICE
SUITE 700, JAMES K. POLK BUILDING
505 DEADERICK STREET
NASHVILLE, TENNESSEE 37243-1402
(615) 741-2848

CLAY BRIGHT
COMMISSIONER

BILL LEE
GOVERNOR

Sent via email only to mpotts@jeffersoncountyttn.gov

February 4, 2021

The Honorable Mark Potts
Mayor of Jefferson County
And Executive Board Chairman
Lakeway Area Metropolitan Transp. Planning Organization
PO Box 710
Dandridge, TN 37725

Subject: FY 2021 Federal Funding Appropriations

Dear Chairman Potts:

The Consolidated Appropriations Act, 2021, recently signed into law includes a \$1.4 trillion FY2021 omnibus appropriations package and a \$900 billion COVID relief package, along with various other components of the legislation.

Tennessee highway programs will benefit from this legislation with FY 2021 obligation limitation for the Federal-aid Highway Program consistent with the one-year extension of the FAST Act at FY 2020 funding levels.

This legislation also includes \$9.8 billion in flexible COVID relief funding being made available with participation at 100 percent federal share. Tennessee's allocation of the COVID Relief dollars for highway programs will be \$209,619,017. These funds are intended as "backstop" funding for programs impacted by the pandemic.

Tennessee's MPOs with populations over 200,000 will receive a sub-allocation of highway funds totaling \$22,378,774. While the legislation did not specifically direct any of these dollars to MPOs with populations between 50,000 and 200,000, the Department feels that it is appropriate to provide a portion of these funds to these smaller MPOs in a similar fashion to what we do with annual STBG apportionments and in an amount proportional to what the 4 large MPOs received.

The table below provides the apportionment that the Department will be setting aside for the small MPOs for FY 2021.

MPO < 200,000	FY '21 FAST Act Extension Apportionment	COVID Relief Funding
BRISTOL	\$528,633	\$209,671
CLARKSVILLE	\$2,023,656	\$801,769
CLEVELAND	\$977,042	\$387,085
JACKSON	\$1,051,706	\$416,786
JOHNSON CITY	\$1,761,841	\$698,197
KINGSPORT	\$1,543,424	\$611,612
LAKEWAY	\$870,262	\$345,066
MURFREESBORO	\$1,953,352	\$774,171
Sub-Total Small MPOs	\$10,709,916	\$4,244,357

Recovery from the pandemic is a priority of the department and implementing projects with these valuable resources will help fill the void created by the downturn in transportation revenues and support economic recovery.

The FAST Act Extension apportionment comes with the same federal aid requirements that accompany STBG program dollars every year. The COVID Relief funding, while available at 100% federal share, has different broader eligibility, but generally tighter restrictions on the timing and return of unused dollars.

To ensure that these dollars will not lapse, the Department is placing an obligation deadline on their use of December 31, 2022. Further information on these new resources will be made through our Local Programs office soon.

Thank you for your continued partnership in improving transportation in Tennessee. If you have further questions regarding these funding programs, please feel free to contact Paul Degges, Chief Engineer at (615) 741-0791, or by email at Paul.Degges@tn.gov.

Sincerely,



Clay Bright
Commissioner

CB/PDD/jc

cc: Rich DesGroseilliers, MPO Coordinator, richd@mymorristown.com
Paul Degges
Preston Elliott
Ronnie Porter
Matt Meservy
Kimery Grant